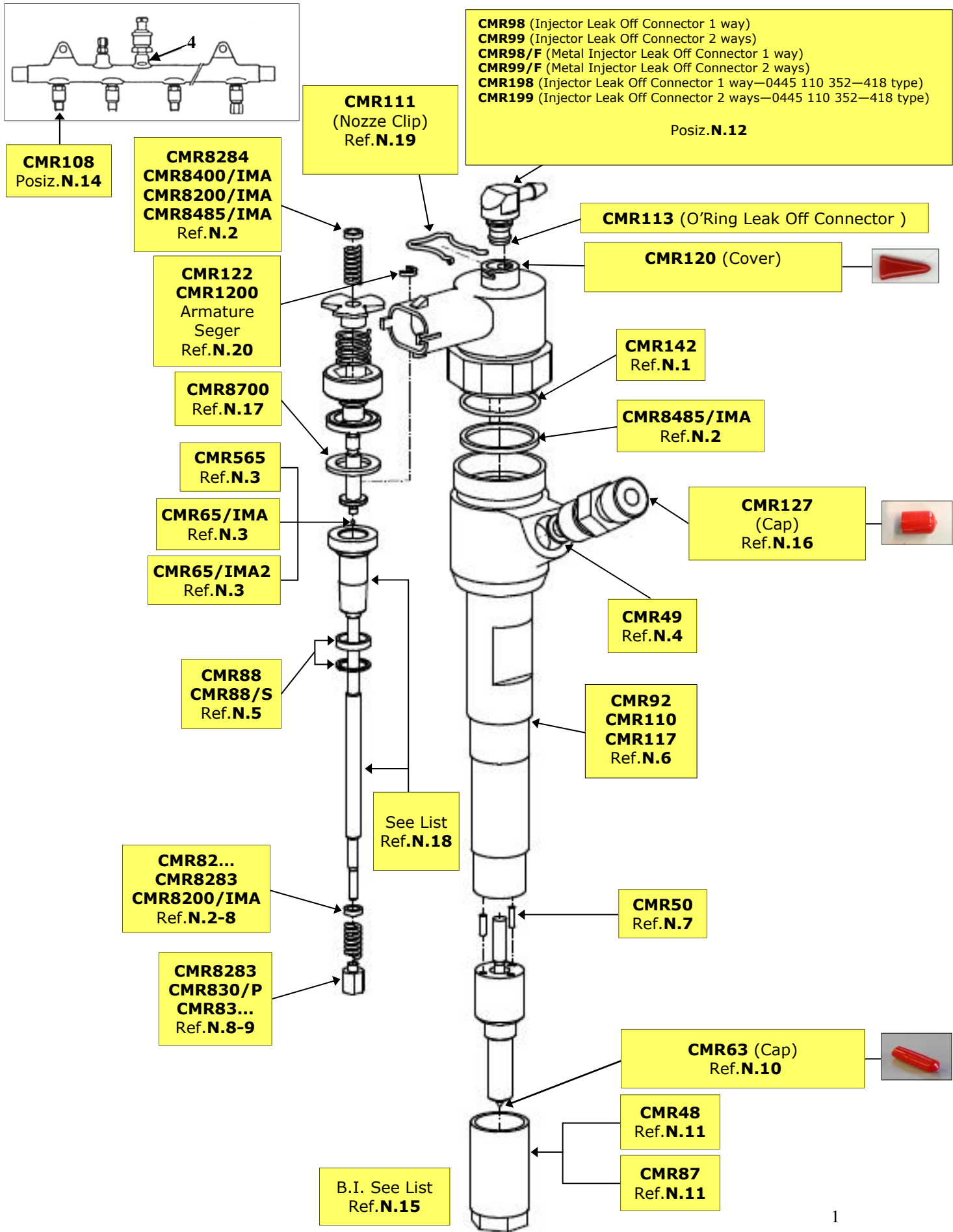


# SPARE PARTS CATALOGUE



V.04/2023

**COMMON-RAIL BOSCH INJECTOR SPARE PARTS LIST 1<sup>ST</sup> GENERATION**

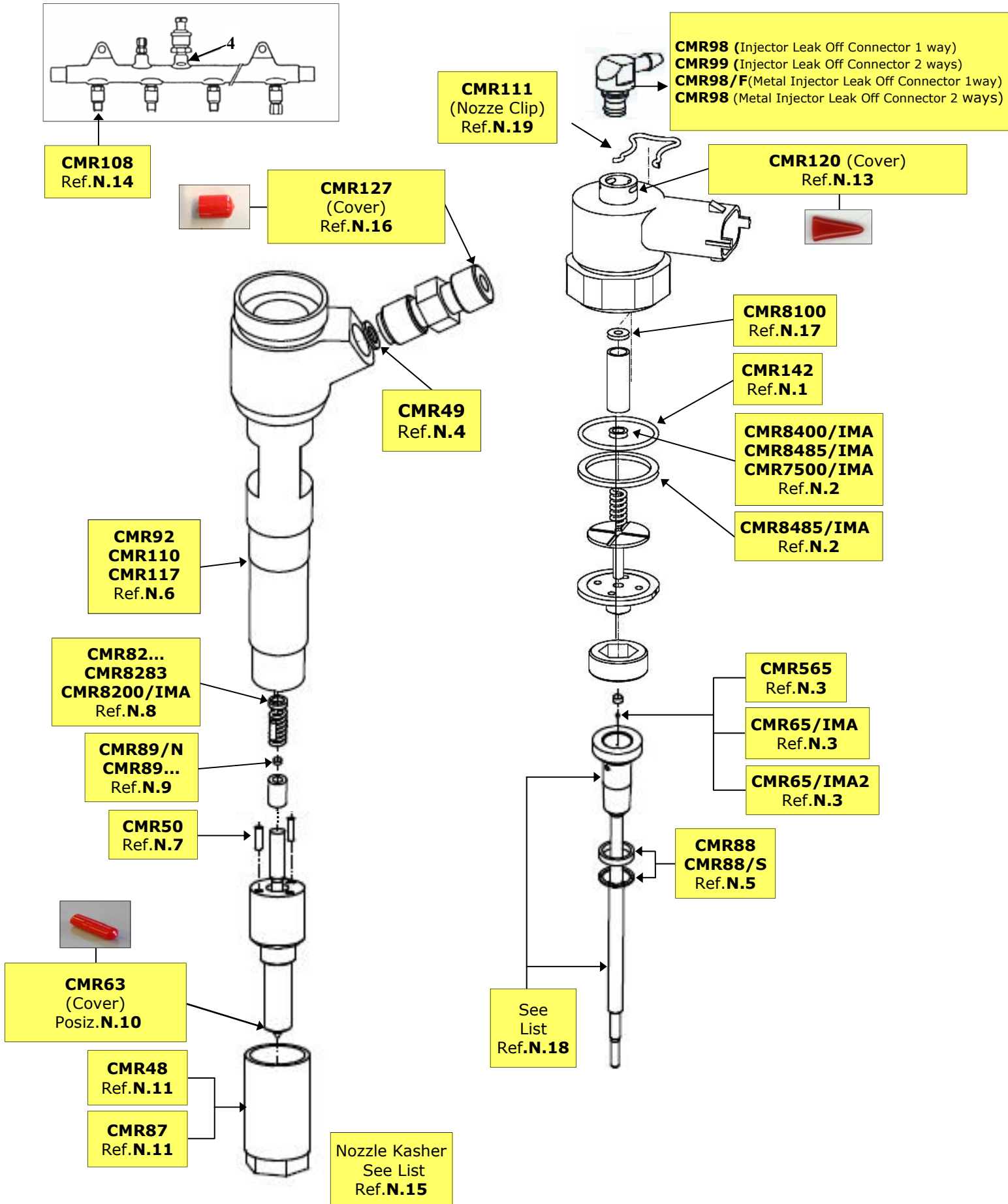


**Not listed Items upon request**

**COMMON-RAIL BOSCH INJECTOR SPARE PARTS LIST 1<sup>ST</sup> GENERATION**

Ref.	P.N.	Description
<b>N.1</b>	<b>CMR142</b>	Solenoid O'Ring
<b>N.2</b>	<b>CMR8284</b>	Solenoid Shim Kit 1st and 2nd Type
	<b>CMR8200/IMA</b>	Antiknocking calibration shim kit for 1st gen. BH CR injectors
	<b>CMR8485/IMA</b>	Antiknocking calibration shim kit for BH CR injector
<b>N.3</b>	<b>CMR8400/IMA</b>	Antiknocking Calibration Shim Kit for 2nd gen. BH injectors CMR8485/IMA kit additional sizes.
	<b>CMR565</b>	spherical Valve regulator Siemens pump (1,50)
	<b>CMR65/IMA</b>	Antiknockin Valve-sphere
<b>N.4</b>	<b>CMR65/IMA2</b>	Antiknockin Valve-sphere 2nd increase
	<b>CMR49</b>	Fuel inlet reduction rail sensor union shim
<b>N.5</b>	<b>CMR88</b>	Seal Ring
	<b>CMR88/S</b>	Metallic Seal
<b>N.6</b>	<b>CMR92</b>	Injector body O'Ring (BMW-PSA)
	<b>CMR117</b>	Injector body O'Ring (BMW U.T.)
	<b>CMR110</b>	Injector body O'Ring MB
<b>N.7</b>	<b>CMR50</b>	Alignment Pin
<b>N.8</b>	<b>CMR82...</b>	Opening start spacer
<b>N.8-9</b>	<b>CMR8283</b>	Nozzle feeler/opening start spacer an opening start spacers, composed by:72 opening start shim, 72 nozzle feelers various sizes)
<b>N.9</b>	<b>CMR830/P</b>	Performance Nozzle Feeler Box
	<b>CMR83...</b>	Nozzle Feeler 1st Series
<b>N.10</b>	<b>CMR63</b>	Cover
<b>N.11</b>	<b>CMR48</b>	Ø19 Nozzle Nut
	<b>CMR87</b>	Ø17 Nozzle Nut
	<b>CMR98</b>	Injector Leak Off Connector 1 way
<b>N.12</b>	<b>CMR98/F</b>	Injector Leak Off Connector 1 way—Metalic
	<b>CMR99</b>	Injector Leak Off Connector 2 ways
	<b>CMR99/F</b>	Injector Leak Off Connector 2 ways—Metallic
	<b>CMR198</b>	Injector Leak Off Connector 1 way—0445 110 352—418 type
	<b>CMR199</b>	Injector Leak Off Connector 2 ways—0445 110 352—418 type
<b>N.13</b>	<b>CMR120</b>	Cover
<b>N.14</b>	<b>CMR108</b>	Modified Union for Daily
<b>N.15</b>	<b>See List</b>	Nozzle Washer
	<b>CMR116</b>	Screw to fix Mercedes injectors to the engine
<b>N.16</b>	<b>CMR127</b>	Cover
<b>N.17</b>	<b>CMR8700</b>	BH C.R.Injectors 1st generation ball lift Shims kit
<b>N.18</b>	<b>See List</b>	Complete Valve Set
<b>N.19</b>	<b>CMR111</b>	Nozzle Clip
<b>N.20</b>	<b>CMR122</b>	Armature Seger
<b>N.20</b>	<b>CMR1200</b>	Armature Seger Kit—various sizes from 1,155 a 1,265

**COMMON-RAIL BOSCH INJECTOR SPARE PARTS 2<sup>ND</sup> GENERATION**




**Not Listed Items Upon Request**

**COMMON-RAIL BOSCH INJECTOR SPARTS 2nd GENERATION**

Posiz.	Codice	Descrizione
N.1	<b>CMR142</b>	Solenoid O'Ring
N.2	<b>CMR7500</b>	Box Calibration Shim Kit for Bosch Injectors MAN Type
	<b>CMR8485/IMA</b>	Antiknocking Box Calibration Shim Kit for BH CR Injector
N.3	<b>CMR8400/IMA</b>	Antiknocking Box Calibration Shim Kit for 2 nd gen.BH injectors. CMR8485/IMA Kit Additional sizes
	<b>CMR565</b>	Spherical Valve regulator Siemens pump (1,50)
	<b>CMR65/IMA</b>	Antiknocking Valve-Sphere
N.4	<b>CMR65/IMA2</b>	Antiknocking Valve-Sphere 2 <sup>nd</sup> increased
	<b>CMR49</b>	Fuel Inlet Reduction Rail Sensor Union Shim
N.5	<b>CMR88</b>	Seal Ring
	<b>CMR88/S</b>	Metallic Seal
N.6	<b>CMR92</b>	Injector Body O'Ring (BMW-PSA)
	<b>CMR117</b>	Injector Body O'Ring (BMW U.T.)
	<b>CMR110</b>	Injector Body O'Ring MB
N.7	<b>CMR50</b>	Alignment Pin
N.8	<b>CMR82...</b>	Opening Start Shim
	<b>CMR8283</b>	Nozzle Feelers/opening start spacer an opening start spacers, composes by: 72 opening start shim, 72 nozzle feeler various sizes
N.9	<b>CMR8200/IMA</b>	Antiknocking Box Calibration Shim Kit for 1 <sup>st</sup> gen. BH injectors.
	<b>CMR89/N</b>	Nozzle feelers an opening start spacers kit 2 <sup>nd</sup> Series composed by: 96 opening shim (12X8 various sizes)
	<b>CMR89...</b>	Nozzle Feelers 2 <sup>nd</sup> Series
N.10	<b>CMR63</b>	Cap
N.11	<b>CMR48</b>	Ø19 Nozzle Nut
	<b>CMR87</b>	Ø17 Nozzle Nut
	<b>CMR98</b>	CR Injector Leak Off Connector 1 way
	<b>CMR98/F</b>	Injector Leak Off Connector 1 way-Metallic
	<b>CMR99</b>	Injector Leak Off Connector 2 ways
N.13	<b>CMR99/F</b>	Injector Leak Off Connector 2 ways—Metallic
	<b>CMR120</b>	Cover
N.14	<b>CMR108</b>	Modified Union for Daily
N.15	<b>See List</b>	Nozzle Washers
	<b>CMR116</b>	Screw to fix Mercedes injectors to the engine
N.16	<b>CMR127</b>	Cover
N.17	<b>CMR8100</b>	BH C.R. Injectors 2 <sup>nd</sup> generation Shim Kit Ball Lifts
N.18	<b>See List</b>	Complete Valve Set
N.19	<b>CMR111</b>	Nozzle Clip

**BOSCH 3<sup>rd</sup> GENERATION COMMON-RAIL INJECTOR SPARE PARTS LIST**  
**Type 0 445 110 351**



**For An correct final result it is necessary to upgrade to the 3<sup>rd</sup> Step Mitutoyo for Bosch 3<sup>rd</sup> generation injectors and the use of the new Q200-NC and Q200-NS tools.**



3rd Step Mitutoyo upgrade for Bosch 3rd generation injectors




**Q200-NC**  
 Comparator support for measuring the Car Bosch injector body depth



**Q200-NS**  
 Comparator support for measuring the Car Bosch injector body depth

**COMMON-RAIL 3<sup>RD</sup> GENERATION BOSCH INJECTOR SPARE PARTS LIST**  
 Type 0 445 110 368 - 369 - 382 - 478 - 479 - 480 - 595 - 617



**SPARE PARTS LIST PIEZO BOSCH INJECTOR**


**CMR120**  
Ref.4



**CMR128**  
Ref.6




Ref.	P.N.	Description
N.1	<b>CMR901</b>	In-let leak-off O-Ring
N.2	<b>CMR110</b>	Injector Body O-Ring
N.3	<b>CMR8200/IMA-N</b>	Opening start Spacers
N.4	<b>CMR120</b>	Protection CAP
N.5	<b>CMR63</b>	CAP
N.6	<b>CMR128</b>	CAP
N.7	<b>CMR902</b>	Return Servo Valve
N.7A	<b>CMR902/C</b>	Return Servo Valve with master (n.8)
N.9	<b>CMR907</b>	Actuator Spacer Box



**SILICON BREAK FLUID  
AMPLIFIER PIEZO  
MOVEMENT**  
**CABF4 (1 liter)**  
**CABF4/D (10 ml)**

Cap  
**CMR63**  
Posiz. **N.5**





**BOSCH PIEZO INJECTORS SHIM KIT**



**Box calibration Shim Piezo-Bosch Injectors CMR0200/IMA-N**




**Box calibration Shim from 1,40 mm To 1,80 mm (step from 0,02 mm)**

**COMMON-RAIL INJECTOR SPARE PARTS LIST - BOSCH TRUCK 0 445 120 007  
(CUMMINS IVECO-RENAULT-MAN-DODGE)**



DSLA143P970 TYPE

Ref.	P.N.	Description
N.1	CMR78	Solenoid O' Ring
N.2	CMR79	Nozzle Nut
N.3	CMR77	O' Ring
N.4	CMR50	Pin
N.5	CMR830/P	Nozzle Feeler Box Performance
N.5-6	CMR8283	Nozzle feelers and opening start spacers kit composed by: 12 opening shims of 6 various
N.6	CMR82...	Opening Start Shim
N.7	CMR80	Antiknocking Box Calibration Shim Kit for 1st gen. BH injectors
N.7/A	CMR81	Inlet Tube
N.8	CMR565	Adapter
	CMR65/IMA	1,50 Sphere—Valve Regulator Siemens Pump
N.9	CMR65/IMA2	Antiknocking Sphere-valve
	CMR88	antiknocking Sphere-valve 2 <sup>nd</sup> gen.
N.10	CMR88/S	Seal Ring
	CMR75	Metallic Seal Ring
N.11	CMR85	Injector O'Ring
N.14	CMR84	Sege
N.15	CMR84	Alignment Pin
N.16	CR75153	Nozzle Washer
	CMR8284	Nozzle Shim Kit
	CMR7200/IMA	Solenoid Shim Kit
	CMR8600	Box Calibration Shim Kit for Injector 0 445 120 061-064-137 Bosch Type
	CMR8600	Shim Kit 1,25>1,35
	CMR8600/Q2	Shim Kit 0,90>1,10
	See List	Control Valve Assembly

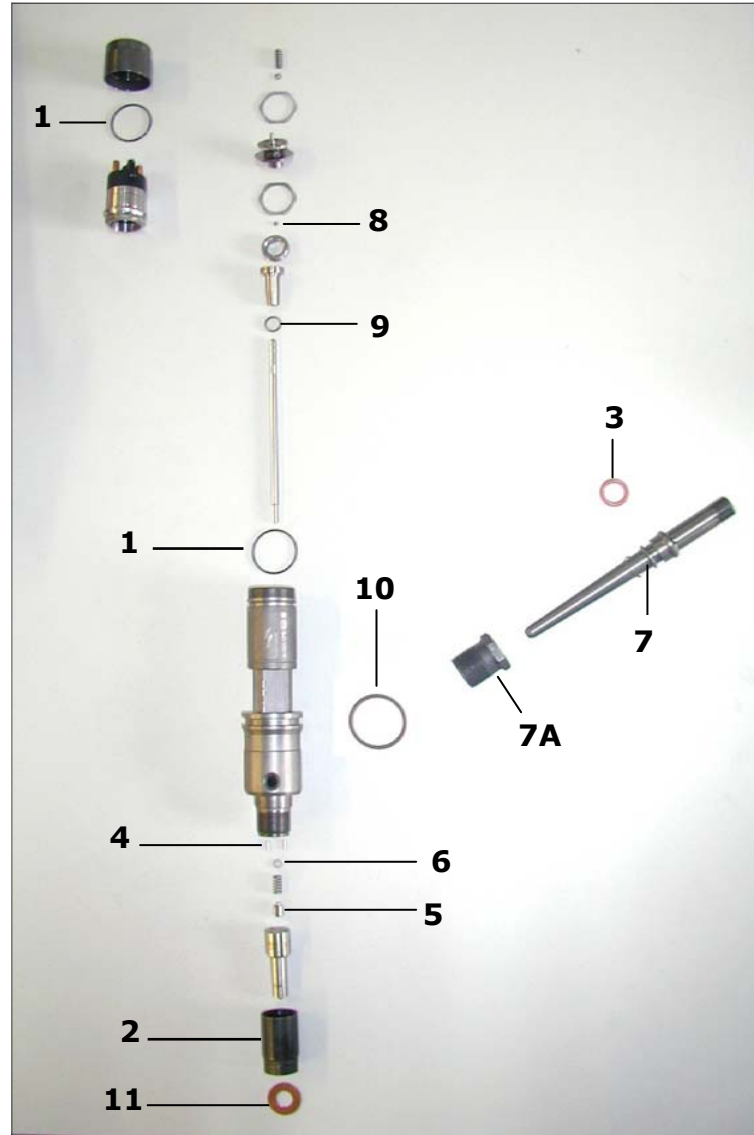


**COMMON-RAIL INJECTOR SPARE PARTS- BOSCH TRUCK**  
**0 445 120 019—0 445 120 020—0 445 120 084 Type**  
**(RENAULT-PREMIUM)**



DLLA150P1076 TYPE

REF.	P.N.	DESCRIPTION
N.1	CMR78	Solenoid O'Ring
N.2	CMR94	Nozzle Nut
N.3	CMR95	Inlet tube O'Ring
N.4	CMR50	Alignment Pin
N.5	CMR830/P	Nozzle feeler Box Performance
N.5-6	CMR8283	Nozzle feelers and opening start spacers kit composed by: 12 opening shims of 6 various sizes, total 72 pieces
N.5-6	CMR82...	Opening Start Shim
N.6	CMR8200/IMA	Antiknocking Box Calibration Shim Kit for 1st gen. BH injectors
N.7	CMR96	Inlet tube
N.7/A	CMR97	Adapter
	CMR565	Spherical Valve regulator Siemens pump (1,50)
N.8	CMR65/IMA	Antiknocking Sphere Valve
	CMR65/IMA2	Antiknocking Valve-Sphere 2nd increased
	CMR88	Seal Ring
N.9	CMR88/S	Metallic Seal Ring
N.10	CMR86	Injector O' Ring
N.11	CMR93	Nozzle Washer
	CMR8284	Solenoid shim kit
N.12	CMR7200/IMA	Antiknocking Box Calibration Shim Kit for BH Injector TYPE 0 445 120 061-064-137
N.13	CMR8600	Shim Kit 1,25>1,35
N.14	CMR8600/Q2	Shim Kit 0,90>1,10
N.15	See List	Complete Valve Set



MAN—0 445 120 030

REF.	P.N.	DESCRIPTION
N.3	CMR143	Injector O'RING
N.10	CMR144	NOZZLE NUT

**COMMON-RAIL INJECTOR SPARE PARTS- BOSCH TRUCK**  
**0 445 120 061 - 064 - 0 445 120 137 TYPE**  
**(MAN - RENAULT PREMIUM~MIDLUM)**



DLA150P1564 TYPE

REF.	P.N.	DESCRIPTION
N.1	CMR145	OR Solenoide
N.2	CMR7400/IMA	Antiknocking Box Calibration Shim 0 445 120 061-064-137 Bosch Type
N.3	CMR146	OR Injector Body
N.4	CMR7200/IMA	Antiknocking Box Calibration Shim 0 445 120 061-064-137 Bosch Type
N.4	CMR7500/IMA	Antiknocking Box Calibration Shim Injector 0 445 120 061 Bosch Man Type
N.5	CMR7100/Q	Shim Kit Injector 0 445 120 061- 064-137 Bosch type
N.6	CMR565	Sfera regolatore pompa Siemens (1,50)
	CMR65/IMA	Antiknocking Sphere Valve
	CMR65/IMA2	Antiknocking Sphere Valve 2 <sup>nd</sup> increased
N.7	CMR88	Seal Ring
	CMR88/S	Metallic Seal Ring
N.8	CMR8200/IMA	Antiknocking Box Calibration Shim Kit for 1st gen. BH injectors
N.9	CMR89/N	Nozzle feelers an opening start spa- cers kit 2nd Series composed by: 96 opening shim (12X8 various sizes)
N.10	CMR148	Bush
N.11	CMR50	Pin
N.12	CMR147	Pilote Valve Iron Ring
N.13	See List	Complete Valve Set



**BOSCH COMMON-RAIL INJECTOR CONTROL VALVE ASSEMBLY LIST**


P.N.	APPLICATION
<b>CR F 00R J00 005</b>	0 445 120 002
<b>CR F 00R J00 218</b>	0 445 120 003 - 0 445 120 004
<b>CR F 00R J00 339</b>	0 445 120 007 - 0 445 120 018 - 0 445 120 032 - 0 445 120 079- 0 445 120 103
<b>CR F 00R J00 375</b>	0 445 120 006
<b>CR F 00R J00 399</b>	0 445 120 009 - 0 445 120 010 - 0 445 120 014 - 0 445 120 015- 0 445 120 019 - 0 445 120 020 - 0 445 120 084 - 0 445 120 085
<b>CR F 00R J00 420</b>	0 445 120 011
<b>CR F 00R J00 447</b>	0 445 120 012 - 0 445 120 013 - 0 445 120 016 - 0 445 120 017- 0 445 120 043 - 0 445 120 077 - 0 445 120 089
<b>CR F 00R J00 834</b>	0 445 120 025
<b>CR F 00R J00 995</b>	0 445 120 031
<b>CR F 00R J01 052</b>	0 445 120 028 - 0 445 120 069
<b>CR F 00R J01 129</b>	0 445 120 029 - 0 445 120 038 - 0 445 120 094
<b>CR F 00R J01 159</b>	0 445 120 024 - 0 445 120 026 - 0 445 120 027 - 0 445 120 044- 0 445 120 045 - 0 445 120 053 - 0 445 120 055 - 0 445 120 056- 0 445 120 068 - 0 445 120 105 - 0 445 120 154
<b>CR F 00R J01 176</b>	0 445 120 036 - 0 445 120 119
<b>CR F 00R J01 218</b>	0 445 120 030 - 0 445 120 061 - 0 445 120 100
<b>CR F 00R J01 222</b>	0 445 120 033 - 0 445 120 034 - 0 445 120 051 - 0 445 120 052- 0 445 120 096 - 0 445 120 108 - 0 445 120 173 - 0 445 120 174- 0 445 120 175 - 0 445 120 176
<b>CR F 00R J01 278</b>	0 445 120 054 - 0 445 120 057 - 0 445 120 075
<b>CR F 00R J01 329</b>	0 445 120 042
<b>CR F 00R J01 334</b>	0 445 120 047 - 0 445 120 091 - 0 445 120 093
<b>CR F 00R J01 428</b>	0 445 120 048 - 0 445 120 049 - 0 445 120 090
<b>CR F 00R J01 451</b>	0 445 120 064 - 0 445 120 065 - 0 445 120 074 - 0 445 120 136- 0 445 120 137 - 0 445 120 138 - 0 445 120 139 - 0 445 120 234- 0 445 120 246
<b>CR F 00R J01 479</b>	0 445 120 066 - 0 445 120 067
<b>CR F 00R J01 522</b>	0 445 120 062
<b>CR F 00R J01 533</b>	0 445 120 063

**BOSCH COMMON-RAIL INJECTOR CONTROL VALVE ASSEMBLY LIST**



<b>P.N.</b>	<b>APPLICATION</b>
<b>CR F 00R J01 657</b>	0 445 120 078 - 0 445 120 124
<b>CR F 00R J01 683</b>	0 445 120 080
<b>CR F 00R J01 692</b>	0 445 120 081 - 0 445 120 107 - 0 445 120 129 - 0 445 120 130- 0 445 120 149 - 0 445 120 150 - 0 445 120 153 - 0 445 120 163- 0 445 120 169 - 0 445 120 170 - 0 445 120 191 - 0 445 120 200- 0 445 120 213 - 0 445 120 214 - 0 445 120 221 - 0 445 120 222- 0 445 120 223 - 0 445 120 224 - 0 445 120 227 - 0 445 120 228- 0 445 120 244
<b>CR F 00R J01 704</b>	0 445 120 083 - 0 445 120 110 - 0 445 120 111 - 0 445 120 141- 0 445 120 156 - 0 445 120 164 - 0 445 120 165 - 0 445 120 245
<b>CR F 00R J01 714</b>	0 445 120 071 - 0 445 120 161 - 0 445 120 177 - 0 445 120 184- 0 445 120 185 - 0 445 120 187 - 0 445 120 188 - 0 445 120 193- 0 445 120 204
<b>CR F 00R J01 727</b>	0 445 120 086 - 0 445 120 087 - 0 445 120 088 - 0 445 120 127- 0 445 120 166
<b>CR F 00R J01 747</b>	0 445 120 082
<b>CR F 00R J01 819</b>	0 445 120 092 - 0 445 120 157
<b>CR F 00R J01 865</b>	0 445 120 098 - 0 445 120 099 - 0 445 120 147 - 0 445 120 148
<b>CR F 00R J01 895</b>	0 445 120 012 - 0 445 120 013 - 0 445 120 016 - 0 445 120 017- 0 445 120 043 - 0 445 120 077 - 0 445 120 089
<b>CR F 00R J01 924</b>	0 445 120 102
<b>CR F 00R J01 941</b>	0 445 120 029 - 0 445 120 037 - 0 445 120 070 - 0 445 120 097- 0 445 120 112 - 0 445 120 115 - 0 445 120 120 - 0 445 120 121- 0 445 120 122 - 0 445 120 125 - 0 445 120 133 - 0 445 120 140- 0 445 120 144 - 0 445 120 159
<b>CR F 00R J01 945</b>	0 445 120 046 - 0 445 120 113 - 0 445 120 114
<b>CR F 00R J02 004</b>	0 445 120 071 - 0 445 120 161 - 0 445 120 177 - 0 445 120 184- 0 445 120 185 - 0 445 120 187 - 0 445 120 188 - 0 445 120 193- 0 445 120 204
<b>CR F 00R J02 005</b>	0 445 120 008
<b>CR F 00R J02 012</b>	0 445 120 116 - 0 445 120 135 - 0 445 120 168
<b>CR F 00R J02 035</b>	0 445 120 117 - 0 445 120 145 - 0 445 120 146 - 0 445 120 158- 0 445 120 160 - 0 445 120 192 - 0 445 120 215 - 0 445 120 261
<b>CR F 00R J02 044</b>	0 445 120 118 - 0 445 120 143 - 0 445 120 155
<b>CR F 00R J02 056</b>	0 445 120 106 - 0 445 120 142 - 0 445 120 232
<b>CR F 00R J02 067</b>	0 445 120 043 - 0 445 120 077 - 0 445 120 089
<b>CR F 00R J02 073</b>	0 445 120 128 - 0 445 120 131 - 0 445 120 196
<b>CR F 00R J02 103</b>	0 445 120 134
<b>CR F 00R J02 130</b>	0 445 120 059 - 0 445 120 060 - 0 445 120 123 - 0 445 120 132- 0 445 120 151 - 0 445 120 152 - 0 445 120 208 - 0 445 120 209- 0 445 120 210 - 0 445 120 211 - 0 445 120 212 - 0 445 120 231- 0 445 120 238 - 0 445 120 239 - 0 445 120 250 - 0 445 120 251- 0 445 120 252 - 0 445 120 254 - 0 445 120 255 - 0 445 120 256

**BOSCH COMMON-RAIL INJECTOR CONTROL VALVE ASSEMBLY LIST**


P.N.	APPLICATION
<b>CR F 00R J02 213</b>	0 445 120 040 - 0 445 120 041
<b>CR F 00R J02 235</b>	0 445 120 101
<b>CR F 00R J02 246</b>	0 445 120 073
<b>CR F 00R J02 266</b>	0 445 120 126
<b>CR F 00R J02 278</b>	0 445 120 058 - 0 445 120 109
<b>CR F 00R J02 377</b>	0 445 120 167
<b>CR F 00R J02 386</b>	0 445 120 072 - 0 445 120 076
<b>CR F 00R J02 397</b>	0 445 120 095
<b>CR F 00R J02 410</b>	0 445 120 179 - 0 445 120 180 - 0 445 120 197 - 0 445 120 201- 0 445 120 202 - 0 445 120 220 - 0 445 120 229
<b>CR F 00R J02 429</b>	0 445 120 178
<b>CR F 00R J02 449</b>	0 445 120 162 - 0 445 120 186
<b>CR F 00R J02 454</b>	0 445 120 025
<b>CR F 00R J02 466</b>	0 445 120 030 - 0 445 120 061 - 0 445 120 100 - 0 445 120 217- 0 445 120 218 - 0 445 120 219
<b>CR F 00R J02 472</b>	0 445 120 182 - 0 445 120 183
<b>CR F 00R J02 506</b>	0 445 120 181 - 0 445 120 199 - 0 445 120 257
<b>CR F 00R J02 561</b>	0 445 120 203
<b>CR F 00V C01 001</b>	0 445 110 003 - 0 445 110 004 - 0 445 110 005 - 0 445 110 006- 0 445 110 009 - 0 445 110 010 - 0 445 110 011 - 0 445 110 012- 0 445 110 014 - 0 445 110 015 - 0 445 110 024 - 0 445 110 025- 0 445 110 034 - 0 445 110 035 - 0 445 110 045 - 0 445 110 046- 0 445 110 069 - 0 445 110 070 - 0 445 110 071 - 0 445 110 072- 0 445 110 073 - 0 445 110 074 - 0 445 110 093 - 0 445 110 094
<b>CR F 00V C01 003</b>	0 445 110 008 - 0 445 110 020 - 0 445 110 044 - 0 445 110 062
<b>CR F 00V C01 004</b>	0 445 110 028 - 0 445 110 029 - 0 445 110 030
<b>CR F 00V C01 005</b>	0 445 110 021 - 0 445 110 056 - 0 445 110 086 - 0 445 110 146
<b>CR F 00V C01 006</b>	0 445 110 017 - 0 445 110 018 - 0 445 110 042 - 0 445 110 043
<b>CR F 00V C01 007</b>	0 445 110 022 - 0 445 110 023
<b>CR F 00V C01 011</b>	0 445 110 038 - 0 445 110 063
<b>CR F 00V C01 012</b>	0 445 110 052 - 0 445 110 053 - 0 445 110 060 - 0 445 110 061
<b>CR F 00V C01 013</b>	0 445 110 057
<b>CR F 00V C01 014</b>	0 445 110 058
<b>CR F 00V C01 015</b>	0 445 110 059
<b>CR F 00V C01 016</b>	0 445 110 001 - 0 445 110 002
<b>CR F 00V C01 017</b>	0 445 110 065 - 0 445 110 066
<b>CR F 00V C01 020</b>	0 445 110 068 - 0 445 110 088

**BOSCH COMMON-RAIL INJECTOR CONTROL VALVE ASSEMBLY LIST**


P.N.	APPLICATION
<b>CR F 00V C01 022</b>	0 445 110 084 - 0 445 110 087 - 0 445 110 102 - 0 445 110 141- 0 445 110 184
<b>CR F 00V C01 023</b>	0 445 110 081 - 0 445 110 125 - 0 445 110 231 - 0 445 110 336- 0 445 110 337
<b>CR F 00V C01 024</b>	0 445 110 089 - 0 445 110 090 - 0 445 110 097 - 0 445 110 098- 0 445 110 115 - 0 445 110 116
<b>CR F 00V C01 033</b>	0 445 110 091 - 0 445 110 092 - 0 445 110 185 - 0 445 110 186- 0 445 110 279 - 0 445 110 283 - 0 445 110 306
<b>CR F 00V C01 034</b>	0 445 110 109 - 0 445 110 110 - 0 445 110 127 - 0 445 110 144- 0 445 110 145 - 0 445 110 160 - 0 445 110 178
<b>CR F 00V C01 035</b>	0 445 110 113 - 0 445 110 114
<b>CR F 00V C01 036</b>	0 445 110 111
<b>CR F 00V C01 037</b>	0 445 110 112 - 0 445 110 187
<b>CR F 00V C01 038</b>	0 445 110 083
<b>CR F 00V C01 042</b>	0 445 110 019
<b>CR F 00V C01 043</b>	0 445 110 047 - 0 445 110 048 - 0 445 110 049 - 0 445 110 130- 0 445 110 266
<b>CR F 00V C01 044</b>	0 445 110 064 - 0 445 110 101 - 0 445 110 126 - 0 445 110 290
<b>CR F 00V C01 045</b>	0 445 110 095 - 0 445 110 096 - 0 445 110 099 - 0 445 110 100- 0 445 110 103 - 0 445 110 104 - 0 445 110 105 - 0 445 110 106- 0 445 110 107 - 0 445 110 108 - 0 445 110 120 - 0 445 110 121- 0 445 110 151 - 0 445 110 152 - 0 445 110 170 - 0 445 110 171
<b>CR F 00V C01 046</b>	0 445 110 119
<b>CR F 00V C01 050</b>	0 445 110 173 - 0 445 110 221
<b>CR F 00V C01 051</b>	0 445 110 181 - 0 445 110 182 - 0 445 110 189 - 0 445 110 190- 0 445 110 199 - 0 445 110 200 - 0 445 110 201 - 0 445 110 202- 0 445 110 205 - 0 445 110 206 - 0 445 110 207 - 0 445 110 208- 0 445 110 224 - 0 445 110 225
<b>CR F 00V C01 052</b>	0 445 110 036
<b>CR F 00V C01 053</b>	0 445 110 076 - 0 445 110 240
<b>CR F 00V C01 054</b>	0 445 110 195 - 0 445 110 196 - 0 445 110 197 - 0 445 110 198- 0 445 110 203 - 0 445 110 204
<b>CR F 00V C01 055</b>	0 445 110 222 - 0 445 110 223
<b>CR F 00V C01 057</b>	0 445 110 031
<b>CR F 00V C01 301</b>	0 445 110 077 - 0 445 110 078 - 0 445 110 349 - 0 445 110 350
<b>CR F 00V C01 303</b>	0 445 110 075 - 0 445 110 135
<b>CR F 00V C01 304</b>	0 445 110 080
<b>CR F 00V C01 305</b>	0 445 110 082
<b>CR F 00V C01 306</b>	0 445 110 085 - 0 445 110 142 - 0 445 110 143 - 0 445 110 153- 0 445 110 154 - 0 445 110 214 - 0 445 110 215
<b>CR F 00V C01 309</b>	0 445 110 054 - 0 445 110 055 - 0 445 110 123 - 0 445 110 124- 0 445 110 128 - 0 445 110 129



**BOSCH COMMON-RAIL INJECTOR CONTROL VALVE ASSEMBLY LIST**



<b>P.N.</b>	<b>APPLICATION</b>
<b>CR F 00V C01 310</b>	0 445 110 122 - 0 445 110 131
<b>CR F 00V C01 311</b>	0 445 110 132 - 0 445 110 133 - 0 445 110 157 - 0 445 110 158
<b>CR F 00V C01 312</b>	0 445 110 134 - 0 445 110 229
<b>CR F 00V C01 313</b>	0 445 110 118 - 0 445 110 174 - 0 445 110 175
<b>CR F 00V C01 315</b>	0 445 110 136 - 0 445 110 188 - 0 445 110 220 - 0 445 110 239- 0 445 110 259 - 0 445 110 271 - 0 445 110 282 - 0 445 110 285
<b>CR F 00V C01 317</b>	0 445 110 150 - 0 445 110 228 - 0 445 110 230
<b>CR F 00V C01 318</b>	0 445 110 149 - 0 445 110 164
<b>CR F 00V C01 320</b>	0 445 110 159
<b>CR F 00V C01 321</b>	0 445 110 165
<b>CR F 00V C01 323</b>	0 445 110 166 - 0 445 110 167
<b>CR F 00V C01 324</b>	0 445 110 162 - 0 445 110 163 - 0 445 110 193 - 0 445 110 194- 0 445 110 294 - 0 445 110 295
<b>CR F 00V C01 325</b>	0 445 110 172 - 0 445 110 236 - 0 445 110 296
<b>CR F 00V C01 328</b>	0 445 110 137 - 0 445 110 138 - 0 445 110 139 - 0 445 110 140- 0 445 110 155 - 0 445 110 156 - 0 445 110 176 - 0 445 110 177- 0 445 110 179 - 0 445 110 180 - 0 445 110 191 - 0 445 110 192- 0 445 110 234 - 0 445 110 235 - 0 445 110 263 - 0 445 110 264
<b>CR F 00V C01 329</b>	0 445 110 168 - 0 445 110 169 - 0 445 110 284 - 0 445 110 315
<b>CR F 00V C01 330</b>	0 445 110 210 - 0 445 110 211
<b>CR F 00V C01 331</b>	0 445 110 209 - 0 445 110 212 - 0 445 110 216 - 0 445 110 219- 0 445 110 301
<b>CR F 00V C01 332</b>	0 445 110 217
<b>CR F 00V C01 333</b>	0 445 110 218 - 0 445 110 286
<b>CR F 00V C01 334</b>	0 445 110 183 - 0 445 110 260 - 0 445 110 309 - 0 445 110 310- 0 445 110 316 - 0 445 110 322 - 0 445 110 331
<b>CR F 00V C01 336</b>	0 445 110 213 - 0 445 110 243 - 0 445 110 287 - 0 445 110 391
<b>CR F 00V C01 338</b>	0 445 110 247 - 0 445 110 248 - 0 445 110 273
<b>CR F 00V C01 340</b>	0 445 110 227 - 0 445 110 262
<b>CR F 00V C01 341</b>	0 445 110 237 - 0 445 110 238
<b>CR F 00V C01 342</b>	0 445 110 252
<b>CR F 00V C01 344</b>	0 445 110 244 - 0 445 110 276
<b>CR F 00V C01 345</b>	0 445 110 251
<b>CR F 00V C01 346</b>	0 445 110 253 - 0 445 110 254 - 0 445 110 257 - 0 445 110 258- 0 445 110 269 - 0 445 110 270 - 0 445 110 329 - 0 445 110 330
<b>CR F 00V C01 347</b>	0 445 110 255 - 0 445 110 256 - 0 445 110 319 - 0 445 110 320
<b>CR F 00V C01 348</b>	0 445 110 261

**BOSCH COMMON-RAIL INJECTOR CONTROL VALVE ASSEMBLY LIST**



<b>P.N.</b>	<b>APPLICATION</b>
<b>CR F 00V C01 351</b>	0 445 110 267 - 0 445 110 268
<b>CR F 00V C01 352</b>	0 445 110 274 - 0 445 110 275 - 0 445 110 277 - 0 445 110 278
<b>CR F 00V C01 353</b>	0 445 110 265
<b>CR F 00V C01 354</b>	0 445 110 281 - 0 445 110 297
<b>CR F 00V C01 355</b>	0 445 110 280 - 0 445 110 328
<b>CR F 00V C01 356</b>	0 445 110 307
<b>CR F 00V C01 357</b>	0 445 110 289 - 0 445 110 401
<b>CR F 00V C01 358</b>	0 445 110 291 - 0 445 110 358 - 0 445 110 359 - 0 445 110 366- 0 445 110 367 - 0 445 110 386 - 0 445 110 396 - 0 445 110 409
<b>CR F 00V C01 359</b>	0 445 110 293 - 0 445 110 305 - 0 445 110 313 - 0 445 110 332- 0 445 110 335 - 0 445 110 343 - 0 445 110 344 - 0 445 110 345- 0 445 110 346 - 0 445 110 347 - 0 445 110 355 - 0 445 110 357- 0 445 110 364 - 0 445 110 365 - 0 445 110 379 - 0 445 110 380- 0 445 110 392 - 0 445 110 394 - 0 445 110 395 - 0 445 110 397- 0 445 110 402 - 0 445 110 403 - 0 445 110 404 - 0 445 110 407- 0 445 110 412
<b>CR F 00V C01 360</b>	0 445 110 299 - 0 445 110 300 - 0 445 110 308 - 0 445 110 327
<b>CR F 00V C01 361</b>	0 445 110 288
<b>CR F 00V C01 362</b>	0 445 110 302 - 0 445 110 303
<b>CR F 00V C01 363</b>	0 445 110 304 - 0 445 110 317 - 0 445 110 348 - 0 445 110 370
<b>CR F 00V C01 364</b>	0 445 110 311
<b>CR F 00V C01 365</b>	0 445 110 312 - 0 445 110 356
<b>CR F 00V C01 366</b>	0 445 110 298
<b>CR F 00V C01 367</b>	0 445 110 318 - 0 445 110 361 - 0 445 110 384 - 0 445 110 385
<b>CR F 00V C01 368</b>	0 445 110 321 - 0 445 110 389 - 0 445 110 390
<b>CR F 00V C01 369</b>	0 445 110 325 - 0 445 110 326
<b>CR F 00V C01 370</b>	0 445 110 323 - 0 445 110 324
<b>CR F 00V C01 371</b>	0 445 110 333 - 0 445 110 334 - 0 445 110 360 - 0 445 110 372- 0 445 110 383
<b>CR F 00V C01 372</b>	0 445 110 339 - 0 445 110 340
<b>CR F 00V C01 373</b>	0 445 110 341 - 0 445 110 393
<b>CR F 00V C01 374</b>	0 445 110 342
<b>CR F 00V C01 376</b>	0 445 110 338
<b>CR F 00V C01 377</b>	0 445 110 362 - 0 445 110 363
<b>CR F 00V C01 378</b>	0 445 110 377 - 0 445 110 378
<b>CR F 00V C01 379</b>	0 445 110 354
<b>CR F 00V C01 380</b>	0 445 110 375


**BOSCH COMMON-RAIL INJECTOR CONTROL VALVE ASSEMBLY LIST**

<b>P.N.</b>	<b>APPLICATION</b>
<b>CR F 00V C01 381</b>	0 445 110 373 - 0 445 110 374
<b>CR F 00V C01 382</b>	0 445 110 371
<b>CR F 00V C01 383</b>	0 445 110 376
<b>CR F 00V C01 384</b>	0 445 110 381
<b>CR F 00V C01 385</b>	0 445 110 352 - 0 445 110 353
<b>CR F 00V C01 386</b>	0 445 110 387 - 0 445 110 388

**BOSCH 3<sup>RD</sup> GENERATION SPARE PARTS LIST**

<b>P.N.</b>	<b>APPLICATION</b>
<b>CR F 00V C01 504</b>	0 445 110 414 - 0 445 110 511 - 0 445 110 522 - 0 445 110 562 0 445 110 598 - 13538511630 - 32062016F - 68211302AA
<b>CR F 00V C01 509</b>	0 445 110 485
<b>CR F 00V C45 200</b>	0 445 110 351 - 0 445 110 418
<b>CRT528</b>	0 445 110 368 - 0 445 110 369 - 0 445 110 470 - 0 445 110 471 0 445 110 472 - 0 445 110 473 - 0 445 110 646 - 03L103277A 03L130277J

**HDP INJECTOR SPARE PARTS CATALOGUE**



Ref.	P/N	Description	Note
N.1	CMR2088	Iron Ring	
N.2		Nozzle- Body	
N.3*		Nozzle Seal Ring	
N.4		Nozzle Fuel Seal Ring	
N.5		Nozzle Armature Pin	
N.6		Aircore Shim	
N.7		Nozzle Spring	
N.8		Injection Body—Coil	
N.9*		Injector —Rail Seal O'Ring	
N.10		O-Ring Shim	
N.11*		Feeding Filter	
N.12		Armature O'Ring	
N.3-9-11	CMR2000	External Kit	

11

9

10

8

7

6

5


2

4

3

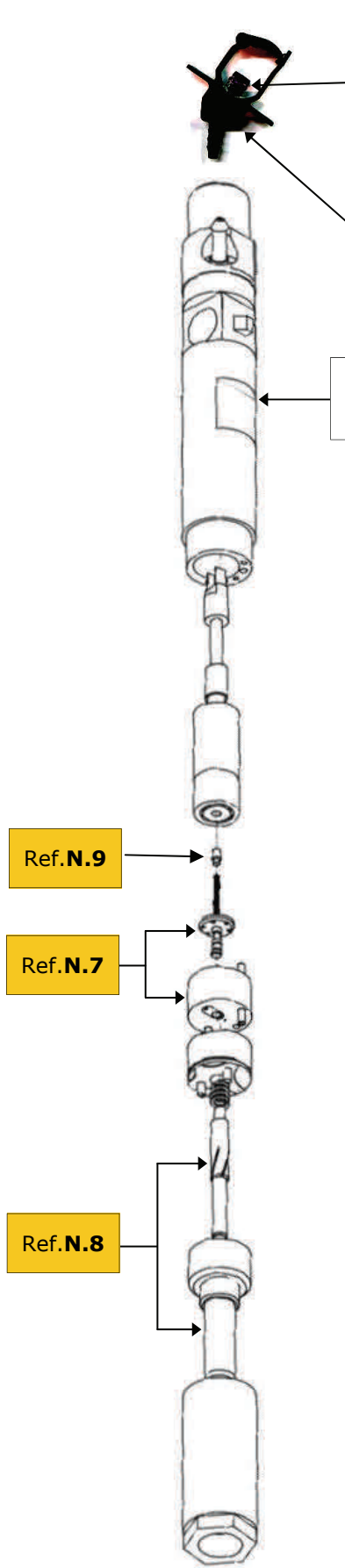
1

FUEL SPARE PARTS LIST 0280150962 BOSCH TYPE



Repair Kit  
**CR7100S**

**SPARE PARTS LIST COMMON-RAIL DELPHI INJECTOR**



**CMR6**  
O'Ring For  
Injector Leak Off  
Connector  
Ref.N.6

**PZD1**  
Leak off Connector  
For Delphi Ford  
Mondeo Injector  
Ref.N.3

**CMR405**  
O-Ring  
Ref.N.2

Ref.	P.N.	Description
N.1	<b>CMR401</b>	RENAULT - DELPHI h 3,00 mm
	<b>CMR403</b>	FORD - DELPHI CITROEN - DELPHI h 1,50 mm
	<b>CMR404</b>	FORD - DELPHI CITROEN - DELPHI h 1,50 mm
N.2	<b>CMR405</b>	O'RING
N.3	<b>PZD1</b>	Leak Off Connector For Delphi Ford Mondeo Injector
N.4	<b>CMR120</b>	CAP
N.5	<b>CMR128</b>	CAP
N.6	<b>CMR6</b>	O'Ring For Injector Leak Off Connector
N.7	<b>Item on Request</b>	Control Valve
N.8	<b>Item on Request</b>	Nozzle
N.9	<b>CRM4000</b>	Calibration Dowel 3,80 > 4,90 (0,10)
	<b>CRM4000-N</b>	Calibration Dowel 3,75 > 4,90 (0,05)



**CMR120**  
Cap  
Ref.N.4



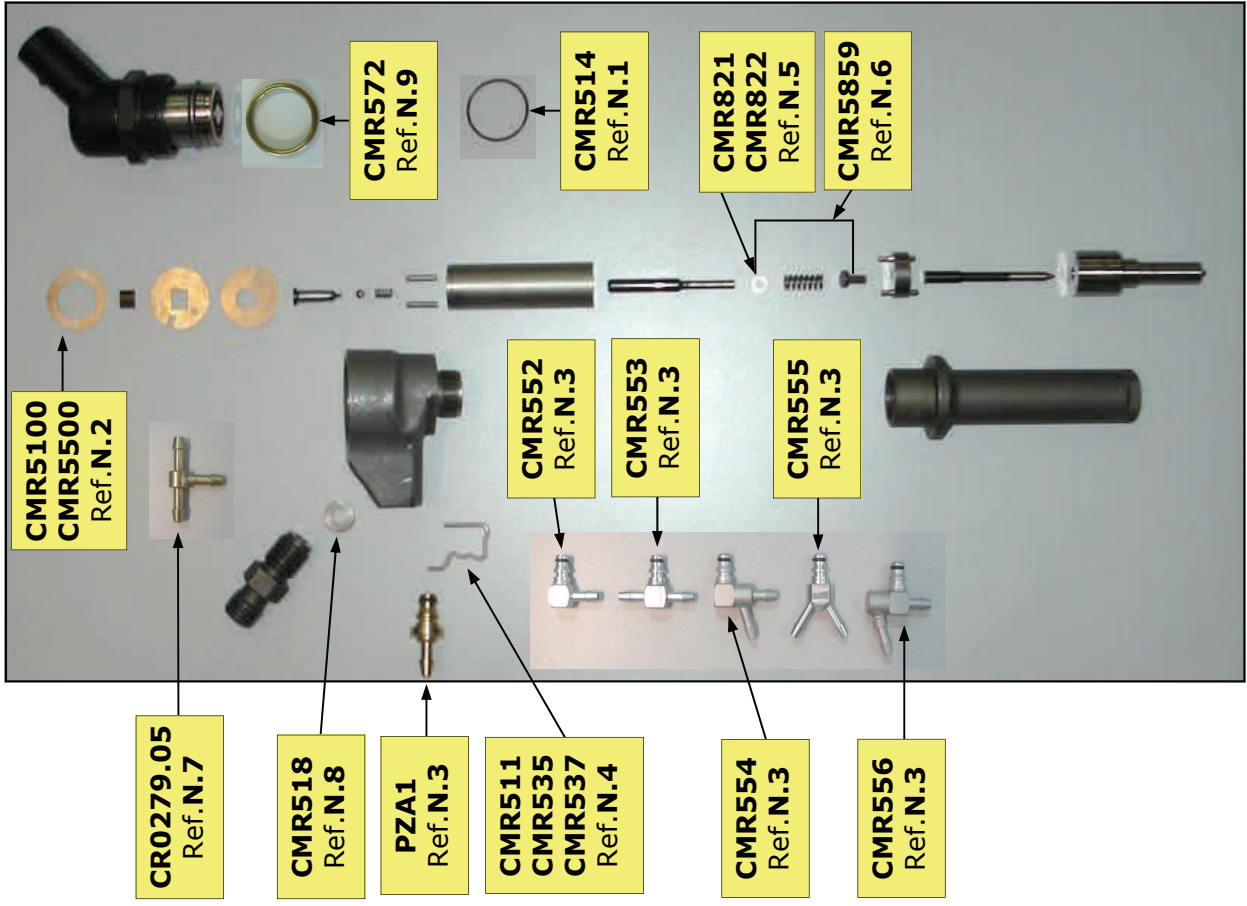
**CMR128**  
Cap  
Ref.N.5



Injector Washer  
See Ref.N.1

PIEZO SIEMENS INJECTOR SPARE PARTS LIST 1<sup>st</sup> GENERATION

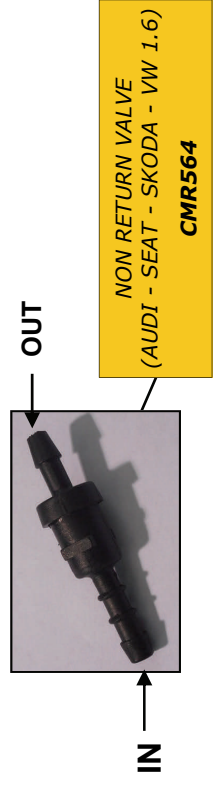

Ref.	P.N.	Description
N.1	CMR514	SOLENOID O'RING
N.2	CMR5500	SOLENOID SHIM KIT 0,80 > 1,20 (0,02)
	PZA1	BACK FLOW CONNECTOR KIT
	CMR552	BACK FLOW CONNECTOR 1 WAY 90°
	CMR553	BACK FLOW CONNECTOR 2 WAYS STRAIGHT
N.3	CMR554	BACK FLOW CONNECTOR 2 WAYS FRONT 70°
	CMR555	BACK FLOW CONNECTOR 2 WAYS 45°
	CMR556	BACK FLOW CONNECTOR 2 WAYS BACK 70°
	CMR511	INJECTOR CLIP
N.4	CMR535	5WS40156 INJECTOR CLIP
	CMR537	5WS40000-Z INJECTOR CLIP
N.5	CMR821	1/10 OPENING START SPACER
	CMR822	2/10 OPENING START SPACER
N.6	CMR5859	NOZZLE FEELERS/OPENING START & DELIVERY SPACER KIT
N.7	CR0279.05	3 MM 3 WAY UNION
N.8	CMR518	FUEL INLET REDUCTION SHIM
N.9	CMR572	ACTUATOR SEGER





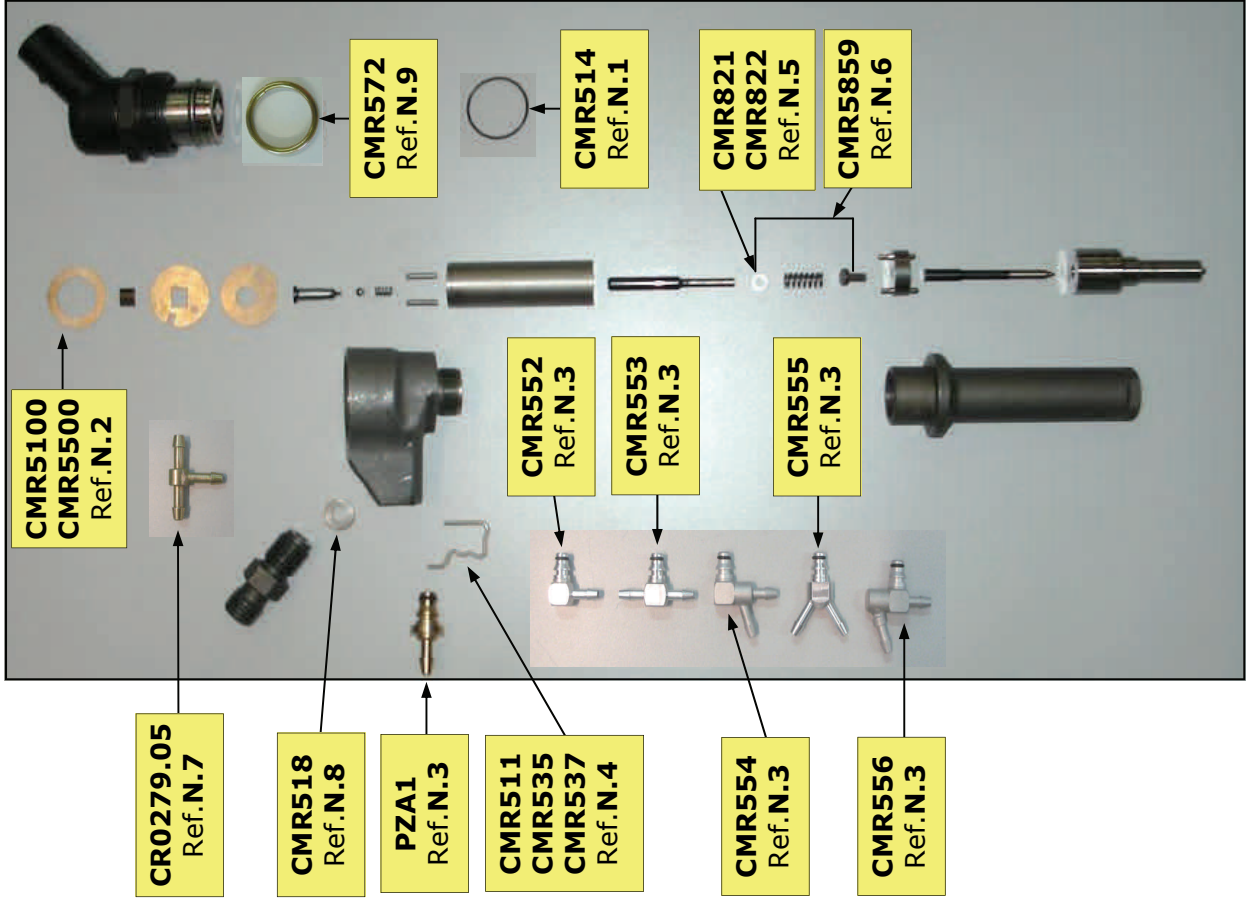
**PIEZO SIEMENS INJECTOR SPARE PARTS LIST 2<sup>ND</sup> GENERATION**

Ref.	P.N.	Description
N.1	CMR514	SOLENOID O'RING
N.2	CMR5600	SOLENOID SHIM KIT 0,90 > 1,13 (0,01)
N.3	PZA1	BACK FLOW CONNECTOR KIT
	CMR552	BACK FLOW CONNECTOR 1 WAY 90°
	CMR553	BACK FLOW CONNECTOR 2 WAYS STRAIGHT
	CMR554	BACK FLOW CONNECTOR 2 WAYS FRONT 70°
	CMR555	BACK FLOW CONNECTOR 2 WAYS 45°
N.4	CMR556	BACK FLOW CONNECTOR 2 WAYS BACK 70°
	CMR511	INJECTOR CLIP
	CMR535	5WS40156 INJECTOR CLIP
	CMR537	5WS4000-Z INJECTOR CLIP
N.5	CMR821	1/10 OPENING START SPACER
	CMR822	2/10 OPENING START SPACER
N.6	CMR5859	NOZZLE FEELERS/OPENING START & DELIVERY SPACER KIT
N.7	CR0279.05	3 MM 3 WAY UNION
N.8	CMR518	FUEL INLET REDUCTION SHIM
N.9	CMR548	NOZZLE NUT FOR INJECTOR TYPE 5WS40148 - 5WS40156
N.10	CMR572	ACTUATOR SEGER
N.11	CMR902/S	SERVOVALVE
N.12	CMR593	CONTROL VALVE ASSEMBLY (INCLUDES: PERCUSSION-IRON RING-RING-GUIDE PERCUSSOR-SERVOVALVE-SPRING)




PIEZO SIEMENS INJECTOR SPARE PARTS LIST 1<sup>st</sup> GENERATION

Ref.	P.N.	Description
N.1	CMR514	SOLENOID O'RING
N.2	CMR5500	SOLENOID SHIM KIT 0,80 > 1,20 (0,02)
	PZA1	BACK FLOW CONNECTOR KIT
	CMR552	BACK FLOW CONNECTOR 1 WAY 90°
	CMR553	BACK FLOW CONNECTOR 2 WAYS STRAIGHT
N.3	CMR554	BACK FLOW CONNECTOR 2 WAYS FRONT 70°
	CMR555	BACK FLOW CONNECTOR 2 WAYS 45°
	CMR556	BACK FLOW CONNECTOR 2 WAYS BACK 70°
	CMR511	INJECTOR CLIP
N.4	CMR535	5WS40156 INJECTOR CLIP
	CMR537	5WS40000-Z INJECTOR CLIP
N.5	CMR821	1/10 OPENING START SPACER
	CMR822	2/10 OPENING START SPACER
N.6	CMR5859	NOZZLE FEELERS/OPENING START & DELIVERY SPACER KIT
N.7	CR0279.05	3 MM 3 WAY UNION
N.8	CMR518	FUEL INLET REDUCTION SHIM
N.9	CMR572	ACTUATOR SEGER




PIEZO SIEMENS INJECTOR SPARE PARTS LIST 2<sup>ND</sup> GENERATION

Ref.	P.N.	Description
N.1	CMR514	SOLENOID O'RING
N.2	CMR5600	SOLENOID SHIM KIT 0,90 > 1,13 (0,01)
N.3	PZA1	BACK FLOW CONNECTOR KIT
	CMR552	BACK FLOW CONNECTOR 1 WAY 90°
	CMR553	BACK FLOW CONNECTOR 2 WAYS STRAIGHT
	CMR554	BACK FLOW CONNECTOR 2 WAYS FRONT 70°
	CMR555	BACK FLOW CONNECTOR 2 WAYS 45°
N.4	CMR556	BACK FLOW CONNECTOR 2 WAYS BACK 70°
	CMR511	INJECTOR CLIP
	CMR535	5WS40156 INJECTOR CLIP
N.5	CMR537	5WS40000-Z INJECTOR CLIP
	CMR821	1/10 OPENING START SPACER
N.6	CMR822	2/10 OPENING START SPACER
	CMR5859	NOZZLE FEELERS/OPENING START & DELIVERY SPACER KIT
N.7	CR0279.05	3 MM 3 WAY UNION
N.8	CMR518	FUEL INLET REDUCTION SHIM
N.9	CMR548	NOZZLE NUT FOR INJECTOR TYPE 5WS40148 - 5WS40156
N.10	CMR572	ACTUATOR SEGER




**2 PIN ND INJECTOR < 3Ω SPARE LIST**



Ref.	P/N	Description
N.1	CMR242	SOLENOID O-RING
N.2	CMR5859	DENSO NOZZLE FEELERS/OPENING START DELIVERY KIT
N.3	CMR50	ALIGNMENT PIN
N.4	CMR...	NOZZLE NUT INJECTOR BODY (SEE LIST ON DETAIL)
N.5	CMR243	INJECTOR BODY O-RING
N.6	CMR246	IMA REGISTER SPRING
N.7	CMR248	INJECTOR LEAK OFF CONNECTOR 1 WAY KIT
N.8	CMR247	INJECTOR LEAK OFF CONNECTOR 2 WAYS KIT
N.9	CMR5754	SHIM KIT FOR PRE-INJECTION SENSITIVITY AND QUANTITY (ANTI-IMA KNOCKING)
N.10		Control Valve (SEE LIST ON DETAIL)
N.11		SHUTTER







**CMR248**  
INJECTOR LEAK OFF  
CONNECTOR 1 WAY KIT





**CMR247**  
INJECTOR LEAK OFF  
CONNECTOR 2 WAYS KIT

# PIEZO SIEMENS INJECTOR SPARE PARTS


INJECTOR CODE	ACTUATOR CODE	ACTUATOR INCLINATION	ACTUATOR POSITION (compared to entry at 12 o'clock)	Ø ACTUATOR RING NUT	INJECTOR LEAK OFF CONNECTOR	NOZZLE WASHER
5WS40044-Z 5WS40156 5WS40156-4Z 5WS40156-Z A2C59511601 A2C59514909	CMR570S	15°	1:30 – 2:00		  	  CMR90
5WS40249 A2C59511364	CMR570S	15°	4:00	25	METAL  PZA1 (straight) CMR552 ( one way 90°) CMR553 (two way straight) CMR554 (two way ant.70°) CMR555 (to "Y" two ways 45°) CMR556 (2 ways rear 70°) 60.150/14 (2 ways 45°)	CMR90
5WS40387 A2C59513597	CMR571S	60°	5:30	25		CMR90
5WS40063 5WS40149-Z 5WS40516 A2C59511612 A2C59513998	CMR570S	15°	1:00	25		CMR512
5WS40745 A2C53307917 A2C59517051	CMR570S	15°	4:00	25		2,20 h
5WS40539 A2C59513554 A2C9626040080 03L130277B	CMR570S	15°	3:00	25		PLASTIC  CMR552/P (1 way 90°) CMR553/P (2 way straight) 60.151/60 (2 ways front 70°) 60.151/82 (to Y" 2 ways 45°) 60.151/58 (2 ways rear 70°) 60.151/81 (1 way)
5WS40086 A2C59511610 A2C59514911	CMR570S	15°	10:00	25	CMR91	
5WS40253 A2C59513596	CMR571S	60°	3:30	25		-----

# PIEZO SIEMENS INJECTOR SPARE PARTS


INJECTOR CODE	ACTUATOR CODE	ACTUATOR INCLINATION	ACTUATOR POSITION (compared to entry at 12 o'clock)	Ø ACTUATOR RING NUT	INJECTOR LEAK OFF CONNECTOR	INJECTOR LEAK OFF CONNECTOR	NOZZLE WASHER
5WS40252 A2C59513553	CMR570S	15°	4:00	25			
5WS40200 A2C59511602 A2C59514910	CMR570S	15°	1:00	25			CMR90
5WS40250 A2C59511611 A2C59514912	CMR570S	15°	10:00	25			CMR90
5WS40007 5WS40148-Z A2C59513997	CMR570S	15°	1:00	25			CMR91
5WS40322 5WS40441 A2C59511603	CMR570S	15°	1:30	25			CMR512
5WS40000-Z	CMR571S	60°	11:55	27			-----
5WS40677 A2C59513556	CMR571S	60°					CMR90
5WS40536 A2C59513484 A2C59507596	CMR570S	15°	8:00	25			CMR91
A2C3999700080	CMR570S	15°	1:00	25		X	-----

4 PIN > 3Ω ND INJECTOR SPARE PARTS LIST

Posiz.	Codice	Descrizione
N.1	CMR242	Solenoid O'Ring
N.2	CMR5859	Denso Nozzle Feelers/Opening Start Delivery Kit
N.2	CMR5800	Opening Start Spacer
N.3		Alignment Pin
N.4	CMR...	Nozzle Nut Injector Body (See List On Detail)
N.5	CMR243	Injector Body O-Ring
N.6		Pressure Delivery Rod Guide
N.7	CMR248	Injector Leak Off Connector 1 Way Kit
N.8	CMR247	Injector Leak Off Connector 2 Ways Kit
N.9	CMR5400/IMA	IMA Start Delivery Shim Kit
N.10		Opening Start Spring
N.11		Pressure Delivery Rod
N.12		Intermediate Plate
N.13		Control Valve (See List On Detail)
N.14	CMR291	Shutter
N.15	CMR262	Semi-Sphera
N.16		Irong Ring
N.17		Plate-Valve (See List On Detail )
N.18		Alignment Pin Plate-Valve
N.19	CMR272	Inlet Connection Filter




**CMR248**  
Injector Leak Off  
Connector 1 Way Kit



**CMR247**  
Injector Leak Off  
Connector 2 Ways Kit




**SIEMENS - CONTINENTAL PUMP 5WS40836—A2C59517047 TYPE**





Gasket Kit  
**CMR563**



**COMMON-RAIL NIPPONDENSO SPARE PARTS LIST**

				
<b>P.N. Injector</b>	<b>P.N. Nozzle</b>	<b>P.N. Plat-Valve</b>	<b>P.N. Nozzle Nut Injector Body</b>	<b>P.N. Control Valve</b>
095000-503#	DLLA152P805	CMR260-5030	CMR269	CMR280-5030
095000-587#	DLLA152P805	CMR260-5030	CMR269	CMR280-5030
095000-785#	DLLA152P805	CMR260-5030	CMR269	CMR280-5030
095000-625#	DLLA152P947	CMR260-5030	CMR269	
095000-547#	DLLA158P854	CMR260-5470		
970950-0547	DLLA158P854B	CMR260-5470		
095000-622#	DLLA150P927	CMR260-5470		
095000-565#	DLLA148P872	CMR260-5650		
095000-580#	DLLA153P884	CMR260-5650	CMR266	CMR280-5800
095000-560#	DLLA145P870	CMR260-5650		
095000-552#	DLLA145P864	CMR260-5650	CMR267	CMR280-7780
095000-619#	DLLA145P864	CMR260-5650		
095000-593#	DLLA145P864	CMR260-5650	CMR267	CMR280-7780
095000-739#	DLLA145P864	CMR260-5650	CMR267	CMR280-7780
095000-776#	DLLA145P864	CMR260-5650	CMR267	CMR280-7780
095000-057#	DLLA147P747	CMR260-0570	CMR265	
095000-042#	DLLA147P747	CMR260-0570	CMR265	
095000-669#	DLLA153P977	CMR260-6693		
095000-658#	DLLA155P948	CMR260-6583		
095000-635#	DLLA155P848	CMR260-6353		
095000-508#	DLLA148P817		CMR124	CMR280-5080
095000-764#	DLLA155P876 DLLA155P1028		CMR267	CMR280-7640
095000-728#	DLLA155P876 DLLA155P1028		CMR267	CMR280-7640
095000-691#	DLLA155P876 DLLA155P1028		CMR267	CMR280-7640
095000-604#	DLLA155P876 DLLA155P1028		CMR267	CMR280-7640
095000-623#	DLLA155P876 DLLA155P1028		CMR267	CMR280-7640
095000-576#	DLLA145P875		CMR266	CMR280-5760
095000-613#	DLLA148P924		CMR124	CMR280-6130

**COMMON-RAIL NIPPONDENSO SPARE PARTS LIST**




				
<b>P.N. Injector</b>	<b>P.N. Nozzle</b>	<b>P.N. Plat-Valve</b>	<b>P.N. Nozzle Nut Injector Body</b>	<b>P.N. Control Valve</b>
095000-778#	DLLA155P1025	CMR260-5650	CMR267	CMR280-7780
095000-741#		CMR260-5650	CMR267	CMR280-7780
095000-676#	DLLA155P880	CMR260-5650	CMR267	CMR280-7780
095000-703#	DLLA155P880	CMR260-5650	CMR267	CMR280-7780
095000-602#			CMR266	CMR280-6020
095000-770#			CMR267	CMR280-7640
095000-771#			CMR267	CMR280-7640
095000-673#			CMR267	CMR280-7640
095000-753#	DLLA155P970	CMR260-6353	CMR267	CMR280-7640
095000-769#			CMR267	CMR280-7640
095000-733#			CMR267	CMR280-7640
095000-668#			CMR267	CMR280-7640
095000-697#			CMR267	CMR280-7640
095000-761#	DLLA155P871		CMR267	CMR280-7640
095000-725#	DLLA155P871		CMR267	CMR280-7640
095000-690#	DLLA155P871		CMR267	CMR280-7640
095000-561#	DLLA155P871		CMR267	CMR280-7640
095000-611#	DLLA155P871		CMR267	CMR280-7640
095000-789#			CMR269	CMR280-7890
095000-521#	DLLA150P835	CMR260-6693		
095000-522#	DLLA158P834	CMR260-6353		
095000-548#	DLLA139P851	CMR260-5470		
095000-551#	DLLA152P865	CMR260-6353		
095000-636#	DLLA158P844	CMR260-6353		
095000-649#	DLLA139P887	CMR260-5650		
095000-659#	DLLA155P842	CMR260-5470	CMR579	
095000-679#	DLLA155P1090	CMR260-6693		
095000-698#	DLLA152P980	CMR260-5470		
095000-810#	DLLA150P1052	CMR260-6353		

ND SPARE PARTS LIST—1211050G0046 KOMATSU

Ref.	P/N	Description
N.1	CMR242	SOLENOID O’RING
N.2	CMR52	O’RING
N.3	CMR243	INJECTOR BODY O’RING
N.4	CMR244	INLET UNION O’RING
N.5	CMR8283	NOZZLE FEELERS AND OPENING START SPACERS KIT COMPOSED BY: 12 OPENING SHIMS OF 6 VARIOUS SIZES, TOTAL 72 PIECES
N.6	CMR246	IMA REGISTER SPRING
N.7	CMR5754	SHIM KIT FOR PRE-INJECTION SENSITIVITY AND QUANTITY (IMA-ANTI KNOCKING)




### NIPPONDENSO INJECTOR

		
<b>P.N. Injector</b>	<b>P.N. Nozzle</b>	<b>P.N. Plat-Valve</b>
095000-5030	DLLA152P805	CMR260-5030
095000-5870	DLLA152P805	CMR260-5030
095000-6250	DLLA152P947	CMR260-5030
095000-5470	DLLA158P854	CMR260-5470
970950-0547	DLLA158P854B	CMR260-5470
095000-6223	DLLA150P927	CMR260-5470
095000-5650	DLLA148P872	CMR260-5650
095000-5801	DLLA153P884	CMR260-5650
095000-5600	DLLA145P870	CMR260-5650
095000-5520	DLLA145P864	CMR260-5650
095000-5930	DLLA145P864	CMR260-5650
095000-7390	DLLA145P864	CMR260-5650
095000-7760	DLLA145P864	CMR260-5650
095000-0570	DLLA147P747	CMR260-0570
095000-0420	DLLA147P747	CMR260-0570
095000-6693	DLLA153P977	CMR260-6693
095000-6583	DLLA155P948	CMR260-6583
095000-6353	DLLA155P848	CMR260-6353

### PIEZO BOSCH INJECTOR




Servo Valve Return  
**CMR902**



Servo Valve Support  
**555-QP**

**SPARE PARTS LIST ND PIEZO INJECTOR**  
**295900-001# - 295900-002# - 295900-010# - 295900-011# TYPE**

Ref.	P.N.	Description
N.1		Piezo Actuator
N.2	<b>CMR5200</b>	Washer - Piezo actuator shim 1,545 > 1,557 (0,002)
N.3		Injector Body
N.4		O'Ring Injector Body
N.5		Nozzle Nut
N.6		Concave intermediate plate piezo actuator
N.7		Seeger piezo actuator sprind
N.8		Upper spring washer piezo actuator
N.9		Piezo actuator spring
N.10		Lower spring washer piezo actuator
N.11		Big Piston amplifier
N.12		Cylinder amp
N.13		Small Piston Spring
N.14		Small Piston
N.15		Alignment Pin
N.16		Valve Group Calibrated holes
N.17		Master valve group
N.18		Nozzle Pin Spring
N.19		Nozzle



## CMR5754 SHIM KIT FOR PRE-INJECTION SENSITIVITY AND QUANTITY IMA ANTI-KNOCKING



Ref.	P / N	Description
N.1	CMR242	Solenoid O'Ring
N.2	CMR570160	IMA Start delivery Shim
N.3	CMR570165	IMA Start delivery Shim
N.4	CMR570170	IMA Start delivery Shim
N.5	CMR540311	IMA Start delivery Shim 3,11 – 1 <sup>st</sup> gener.
N.6	CMR246	IMA Calibration Spring

**AntiKnocking Calibration Shim Kit**  
CMB3500/IMA

**shims from 0,26 mm to 1,18 mm (step 0,01 mm)**  
P.N.: CMB3500/IVA

**AntiKnocking calibration shim kit for 2nd gen. BHL injectors**  
CMB3100/IMA

**shims from 1,40 mm to 1,98 mm (step 0,02mm)**  
P.N.: CMB3100/IMA

**Opening start Shim kit**  
CMB3240/IMA

**shims from 1,40 mm to 1,98 mm (step 0,02 mm)**  
P.N.: CMB3240/IMA

**Ball Lift Shim Kit for BHL Injectors 1<sup>st</sup> generation**  
CMB3700

**shims from 1,20 mm to 1,80 mm (step 0,01 mm)**  
P.N.: CMB3700

**Ball Lift Shim Kit Common-Rail BHL 2<sup>nd</sup> generation**  
CMB3100

**shims from 0,90 mm to 1,10 mm (step 0,01 mm)**  
P.N.: CMB3100

**Nozzle Feeders - Opening Start Common-Rail BHL Injectors**  
1<sup>st</sup> generation CMB3233

**A) Nozzle Feeders from 0,10 to 0,40 (step from 0,02 mm)**  
**B) Opening Start from 1,20 mm to 1,70 mm (step 0,1 mm)**  
P.N.: CMB3233

**Nozzle Feeders for opening start injectors kit**  
CMB3191

**shims from 1,40 mm to 1,98 mm (step 0,02 mm)**  
P.N.: CMB3191

**Armature segr Shim Kit for BHL 3<sup>rd</sup> generation**  
CMB3204

**Armature segr kit from 1,58 mm to 1,286 mm (step from 0,01 mm)**  
P.N.: CMB3204

**Solenoid Shim Kit for injectors**  
CMB3530

**shims from 1,25 mm to 1,35 mm (step 0,01 mm)**  
P.N.: CMB3530

**Solenoid level Shim Kit for BHL truck injectors**  
CMB3500/22

**shims from da 0,90 mm a 1,10 mm (step 0,01 mm)**  
P.N.: CMB3500/22

**Ball Lift Shim Kit For Bosch CR Traps 0 445 120 061 - 064 - 837**  
CMB7100/Q

**shims from 0,98 mm to 1,44 mm (step from 0,02 mm)**  
P.N.: CMB7100/Q

**IMA Delivery Shim Box For Bosch MAN Injectors Bosch Type**  
U 445 120 061 - 064 - 837 CMB7400/IMA

**shims from 1,20 mm to 1,70 mm (step from 0,02 mm)**  
P.N.: CMB7400/IMA

**IMA Delivery Shim Box For Bosch MAN Injectors Type**  
CMB7500/IMA

**shims from 1,48 mm to 1,96mm (step from 0,02 mm)**  
P.N.: CMB7500/IMA

**IMA Delivery Shim Box For Bosch MAN Injectors Type**  
CMB7500/IMA

**shims from 1,48 mm to 1,96mm (step from 0,02 mm)**  
P.N.: CMB7500/IMA

**Solenoid Piezo Siemens Injectors 1<sup>st</sup> gen 2<sup>nd</sup> generation**  
CMB3100

**A) shims from 0,05 mm**  
**B) shims from 0,10 mm to 0,2 mm (step from 0,1 mm)**  
P.N.: CMB3100

**Nozzle Feeders - Opening Start Common-Rail BHL Injectors**  
2<sup>nd</sup> generation CMB3233

**A) Nozzle Feeders from 0,26 to 0,54 (step 0,02 mm)**  
**B) Nozzle Feeder and opening start delivery shim from 1,40 mm to 1,80 mm (step 0,02 mm)**  
P.N.: CMB3233

**Solenoid Shim Kit Siemens Injector 2<sup>nd</sup> Generation**  
CMB3600/B

**shims from 0,90 mm to 1,13mm (step from 0,01 mm)**  
P.N.: CMB3600/B

**Solenoid Shim Kit Siemens Injector 1<sup>st</sup> Generation**  
CMB3600

**shims kit from 0,80 mm to 1,20mm (step from 0,02 mm)**  
P.N.: CMB3600

**Calibration Dowel Kit for BHL Injector**  
CMB3600

**Calibration Dowel Kit from 3,80 mm to 4,90 mm (step 0,1 mm)**  
P.N.: CMB3600

**Calibration Dowel Kit for BHL Injector**  
CMB3600-X

**Calibration Dowel Kit from 3,75 mm to 4,90 mm (step 0,05 mm)**  
P.N.: CMB3600-X

**Antiknocking calibration shim kit  
CMR8500/IMA**

CMR8500/IMA

**BV 1-2-3**

CMR85094 0,94	CMR85095 0,95	CMR85096 0,96	CMR85097 0,97	CMR85098 0,98	CMR85099 0,99
CMR85100 1,00	CMR85101 1,01	CMR85102 1,02	CMR85103 1,03	CMR85104 1,04	CMR85105 1,05
CMR85106 1,06	CMR85107 1,07	CMR85108 1,08	CMR85109 1,09	CMR85110 1,10	CMR85111 1,11
CMR85112 1,12	CMR85113 1,13	CMR85114 1,14	CMR85115 1,15	CMR85116 1,16	CMR85117 1,17



P.N.: CMR8500/IMA

Shim from 0,94 mm a 1,17 mm (Steps from 0,01 mm)

**Antiknocking calibration shim kit 2<sup>nd</sup> gen. BH Injectors  
CMR8400/IMA-N**

CMR8400/IMA

**BV 2-3**

CMR84140 1,40	CMR84142 1,42	CMR84144 1,44	CMR84146 1,46	CMR84148 1,48	CMR84150 1,50
CMR84152 1,52	CMR84154 1,54	CMR84156 1,56	CMR84158 1,58	CMR84160 1,60	CMR84162 1,62
CMR84164 1,64	CMR84166 1,66	CMR84168 1,68	CMR84170 1,70	CMR84172 1,72	CMR84174 1,74
CMR84176 1,76	CMR84178 1,78	CMR84180 1,80	CMR84182 1,82	CMR84184 1,84	CMR84186 1,86




P.N.: CMR8400/IMA-N

Shim from 1,40 mm a 1,86 mm (Steps from 0,02 mm)

**Opening Start Shim Kit  
CMR8200/IMA**

**BV 1-2-3 / BA 1-2**

CMR82140 1,40	CMR82142 1,42	CMR82144 1,44	CMR82146 1,46	CMR82148 1,48	CMR82150 1,50
CMR82152 1,52	CMR82154 1,54	CMR82156 1,56	CMR82158 1,58	CMR82160 1,60	CMR82162 1,62
CMR82164 1,64	CMR82166 1,66	CMR82168 1,68	CMR82170 1,70	CMR82172 1,72	CMR82174 1,74
CMR82176 1,76	CMR82178 1,78	CMR82180 1,80	CMR82182 1,82	CMR82184 1,84	CMR82186 1,86



P.N.: CMR8200/IMA

Shim from 1,40 mm to 1,86 mm (Steps from 0,02 mm)

**Ball lift shim kit for Common-Rail 1<sup>st</sup> gen. BH Injectors  
CMR8700**

**BV 1**

CMR87120 1,20	CMR87121 1,21	CMR87122 1,22	CMR87123 1,23	CMR87124 1,24	CMR87125 1,25
CMR87126 1,26	CMR87127 1,27	CMR87128 1,28	CMR87129 1,29	CMR87130 1,30	



P.N.: CMR8700

Shim from 1,20 mm to 1,30 mm (Steps from 0,01 mm)

**Ball Lift Shim Kit Common-Rail 2<sup>nd</sup> gen. BH Injectors  
CMR8100**

**BV 2**

CMR81120 1,20	CMR81121 1,21	CMR81122 1,22	CMR81123 1,23	CMR81124 1,24
CMR81125 1,25	CMR81126 1,26	CMR81127 1,27	CMR81128 1,28	CMR81129 1,29
CMR81130 1,30				




P.N.: CMR8100

Shims from 1,20 mm a 1,30 mm (Steps from 0,01 mm)

**Nozzle Feelers – Opening Start Common-Rail 1<sup>st</sup> gen. BH Injectors  
CMR8283**

**BV 1 / BA 1**

CMR83840 8,40	CMR83842 8,42	CMR83844 8,44	CMR83846 8,46	CMR83848 8,48	CMR83850 8,50
CMR8212 1,2	CMR8213 1,3	CMR8214 1,4	CMR8215 1,5	CMR8216 1,6	CMR8217 1,7
CMR821 1,1					



COD.: CMR8283

A: Nozzle feelers from 8,40 to 8,50 (Steps from 0,02 mm)  
B: Opening start from 1,20 mm to 1,70 mm (Steps from 0,1 mm)

**Note:** For "d" means the external shim diameter  
On request shims can be sold separately from box and for different sizes



**Nozzle feelers kit for Common-Rail Injectors BH 2<sup>nd</sup> gen.  
CMR89/N**



P.N.: CMR89/N

Spindle kit from 1,00 a 1,14 (Steps from 0,02 mm)

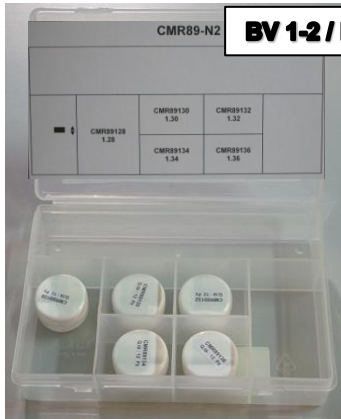
**Nozzle feelers kit for Common-Rail BH 2<sup>nd</sup> gen. Injectors  
CMR89/N1**



P.N.: CMR89/N1

Spindle kit from 1,16 a 1,26 (Steps from 0,02 mm)

**Nozzle feelers box Common-Rail BH 2<sup>nd</sup> gen. Injectors  
CMR89/N2**



P.N.: CMR89/N2

Nozzle feelers from 1,28 a 1,36 (Steps from 0,02 mm)

**Armature seger shim kit for CR BH Common-Rail BH 1<sup>st</sup> gen. Injectors  
CMR1200**



P.N.: CMR1200

Seger shim kit from 1,155 mm a 1,265 mm (Steps from 0,01 mm)

**Piezo-Bosch Antiknocking Calibration Shim kit  
CMR8200/IMA-N**



P.N.: CMR8200/IMA-N

Shim from 1,40 mm to 1,86 mm (steps from 0,002 mm)

**Piezo-Bosch Actuator Spacer Box CMR907**



P.N.: CMR907

**Note:** For "d" means the external shim diameter  
On request shims can be sold separately from box and for different sizes

**Solenoid shim kit Siemens 1<sup>st</sup> gen. Injectors  
CMR8600**



P.N.: CMR8600

Shims from 1,25 mm a 1,35 mm (Steps from 0,01 mm)



**Bosch truck Common-Rail Injectors shim kit ball lift  
CMR8600/Q2**



P.N.: CMR8600/Q2

Nozzle feelers from 0,90 mm a 1,10 mm (Steps from 0,01 mm)




**IMA delivery sim box for Injectors Bosch type  
Q 445 120 061 – 064 – 137 CMR7100/Q**



P.N.: CMR7100/Q

Shims from 0,98 mm a 1,44 mm (Steps from 0,02 mm)




**IMA delivery sim box for Injectors Bosch type  
Q 445 120 061 – 064 – 137 CMR7200/IMA**



P.N.: CMR7200/IMA

Shims from 1,20 mm a 1,70 mm (Steps from 0,02 mm)



**Ball lift shim kit Commn-Rail Bosch type  
Q 445 120 061 – 064 – 137 CMR7400/IMA**



P.N.: CMR7400/IMA

Shims from 1,34 mm a 1,76 mm (Steps from 0,02 mm)




**IMA delivery shim box for Bosch MAN Injectors type  
CMR7500/IMA**



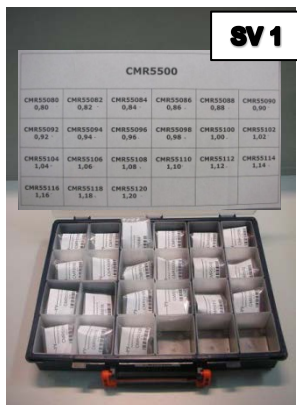
P.N.: CMR7500/IMA

Shims from 1,40 mm a 1,86 mm (Steps from 0,02 mm)



**Note: For "d" means the external shim diameter  
On request shims can be sold separately from box and for different sizes**

**Solenoid shim kit Common-Rail Injectors  
CMR5500**



COD.: CMR5500



Shims from 0,80 mm a 1,20mm (Steps from 0,02 mm)

**Solenoid shims kit for Siemens Injectors 2ª gen.  
CMR5600**




COD.: CMR5600



Shims from 0,90 mm a 1,13 mm (Steps from 0,01 mm)

**Nozzle feelers – opening start – Injectors delivery - Siemens - Denso  
CMR5859**




P.N.: CMR5859

A: Nozzle feelers from 7,76 to 8,14 (Steps from 0,02 mm)  
B: Spessori da 1,30 mm a 1,60 mm con passi da 0,02 mm



**Spintle kit Delphi injectors  
CMR4000**

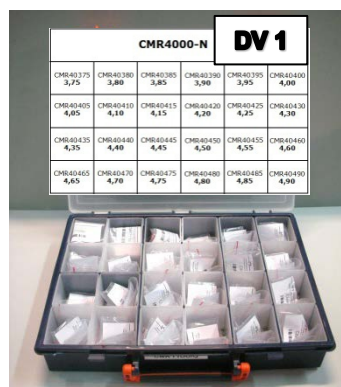


COD.: CMR4000




Spintle box from 3,80 mm to 4,90 mm (Steps from 0,1 mm)

**Spintle kit Delphi Injectors  
CMR4000-N**



COD.: CMR4000-N



Spintle box from 3,75 mm a 4,90 mm (Steps from 0,05 mm)

**Note: For "d" means the external shim diameter  
On request shims can be sold separately from box and for different sizes**

**IMA delivery shim box for Nippondenso Injectors > 1 Ω  
CMR5400/IMA**



COD.: CMR5400/IMA



(d=23,20)

Shims from 3,062 mm a 3,090 mm (Steps from 0,002 mm)

**IMA delivery shim box for Nippondenso Injectors < 1 Ω  
CMR5700/IMA**



COD.: CMR5700/IMA



(d=24,30)

Shims from 1,460 mm a 1,740 mm (Steps from 0,02 mm)

**Opening start Nippondenso / Siemens Injectors  
CMR5800**




COD.: CMR5800



(d=5,70)

Shims from 1,240 mm a 1,700 mm (Steps from 0,02 mm)

**IMA delivery shim box for Nippondenso Injectors  
CMR5300/IMA**



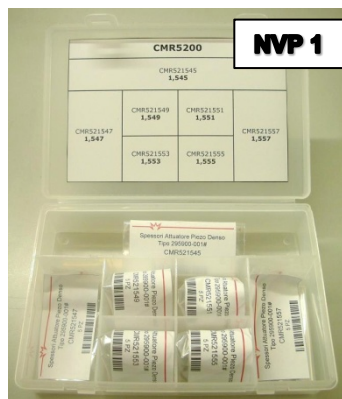
COD.: CMR5300/IMA



(d=4,00)

Shims from 0,900 mm a 1,840 mm (steps from 0,02 mm)

**Actuator shim kit Piezo Denso  
tipo 295000-001# - 295000-002# - 295000-010# - 295000-011#  
CMR5200**



COD.: CMR5200



(d=14,50)

Shims from 1,545 mm a 1,557 mm (Steps from 0,002 mm)

**Note: For "d" means the external shim diameter  
On request shims can be sold separately from box and for different sizes**

OPEL INJECTOR SPARE PARTS LIST WITH VP PUMP








Gasket Kit  
**P.n.:CVP17**

<b>PICTURE</b>	<b>APPLICATION</b>	<b>PART. No</b>
	AUDI (PIEZO BOSCH) h 1,50 mm	<b>CMR126</b>
	MAN - ROVER h 1,00 mm	<b>CMR129</b>
	MAZDA 5/6 h 2,00 mm	<b>CMR249</b>
	OPEL CORSA 1.7 CDTI h 2,00 mm	<b>CMR250</b>
	TOYOTA h 2,70 mm	<b>CMR251</b>

<b>PICTURE</b>	<b>APPLICATION</b>	<b>PART. No</b>
	SIEMENS 3 TIPS h 2,00 mm	<b>CMR538</b>
	CITRÖEN C3 – FIESTA SIEMENS 6 TIPS h 2,50 mm	<b>CMR539</b>
	MAN – NISSAN NEW HOLLAND UNIVERSAL  H 0,50 mm	<b>CMR254</b>

<b>PICTURE</b>	<b>APPLICATION</b>	<b>PART. No</b>
	PSA CITROEN C3 SIEMENS  h 2,50 mm	<b>CMR512</b>
	PSA JAGUAR-FORD V6 SIEMENS  h 3,00 mm	<b>CMR513</b>
	PEUGEOT – SIEMENS-FORD JCB – PSADV4TED4  h 1,50 mm	<b>CMR90</b>
	ALL C.R. -MERCEDES- ACTROS-ATEGO BMW-320- 330-520-530-730- FIAT MULTIJET – IVECO – TECTOR - VOLVO – VM- MAN-SAAB-DELPHI  h 1,50 mm	<b>CMR73</b>
	FIAT-AUTO-CR BMW 330 – PSA – DAF TRUCK – FORD - VOLVO  h 2,00 mm	<b>CMR76</b>



<b>PICTURE</b>	<b>APPLICATION</b>	<b>PART. No</b>
	HYUNDAI – TOYOTA – VOLVO – FORD – PSA – BMW PEUGEOT BOSCH  h 2,00 mm	<b>CMR91</b>
	COMMON-RAIL TRUCK (RENAULT-PREMIUM)  h 1,00 mm	<b>CMR93</b>
	VOLKSWAGEN  h 2,40 mm	<b>CMR121</b>
	COMMON-RAIL TRUCK (CUMMINS-MAN-DODGE) RENAULT-CARS  h 3,00 mm	<b>CR75153</b>
	LAND ROVER-DISCOVERY	<b>EUI25</b>

<b>PICTURE</b>	<b>APPLICATION</b>	<b>PART. No</b>
	PDE80-VW	<b>PDE802</b>
	RENAULT – DELPHI SSANGYONG h 3,00 mm	<b>CMR401</b>
	KIA – HYUNDAI PSADV4TED4 h 2,00 mm	<b>CMR402</b>
	FORD – DELPHI CITROEN – DELPHI h 1,50 mm	<b>CMR403</b>
	DAF DELPHI EUP SYST. h 2,00 mm	<b>CMR404</b>

<b>PICTURE</b>	<b>APPLICATION</b>	<b>PART. No</b>
	SIEMENS 3 TIPS h 2,00 mm	<b>CMR538</b>
	CITRÖEN C3 – FIESTA SIEMENS 6 TIPS h 2,50 mm	<b>CMR539</b>
	MAN – NISSAN NEW HOLLAND UNIVERSAL  H 0,50 mm	<b>CMR254</b>

<b>Picture</b>	<b>P.N.</b>	<b>Application</b>
	<b>555-2/1</b>	<b>Bosch Injectors Fiat – Iveco – Bmw Type</b>
	<b>555-8/1</b>	<b>Bosch Injectors Mercedes Type</b>
	<b>555-13/1</b>	<b>Delphi Injectors</b>
	<b>555-3/1</b>	<b>Pump Sensor pressure Bosch Fiat – Iveco - Bmw Type</b>
	<b>555-7/1</b>	<b>Pump sensor pressure Bosch Mercedes Delphi DFP3.1 Type</b>
	<b>555-41-1/KIT</b>	<b>Pump Sensor Pressure Delphi DFP1</b>
	<b>555-13/1P</b>	<b>Delphi 1.5 Injectors</b>

<b>PART No.</b>	<b>APPLICATION</b>	<b>ENGINE</b>
<b>TJ8000</b>	Alfa Romeo 145-146-156; Fiat Bravo-Brava-Marea- Multipla-Punto; Lancia Lybra	1900 4 CYL.
<b>TJ8001</b>	Alfa Romeo 156-166; Fiat Marea 130; Lancia Lybra "K"	2400 5 CYL.
<b>TJ8002</b>	Fiat Ulysse 1 <sup>a</sup> serie-Fiat Scudo 1 <sup>ST</sup> *; Lancia Zeta 1 <sup>st</sup> series* *= "99>2000	
<b>TJ8003</b>	Fiat Ulysse 2 <sup>nd</sup> type-Fiat Scudo 2 <sup>nd</sup> type*; Lancia Zeta 2 <sup>nd</sup> series* *= 2000>	
<b>TJ8005</b>	New Daily – Ducato 2800	35 cl.3
<b>TJ8012</b>	FIAT- ALFA- LANCIA MULTIJET	4 CYL.
<b>TJ8013</b>	FIAT- ALFA- LANCIA MULTIJET	5 CYL
<b>TJ8040</b>	Audi A2	
<b>TJ8041</b>	Audi A8	
<b>TJ8060</b>	BMW	
<b>TJ8080</b>	Citröen Xara-Xantia-Berlingo- Evasion 1 <sup>a</sup> serie	
<b>TJ8081</b>	Citröen Xara-Xantia-Berlingo- Evasion 2 <sup>a</sup> serie	
<b>TJ8082</b>	Citröen Evasion	16V
<b>TJ8083</b>	Citröen "C5"	4 CYL.
<b>TJ8084</b>	Citröen "C5"	6 CYL.
<b>TJ8085</b>	Citröen "C5" - Berlingo HDI – Pompa Siemens	
<b>TJ8110</b>	Ford Focus TDCi	
<b>TJ8150</b>	Mercedes Classe "A" 1 <sup>a</sup> series	
<b>TJ8151</b>	Mercedes Classe "A" 2 <sup>a</sup> series	
<b>TJ8152</b>	Mercedes Vito 220-200-220	
<b>TJ8153</b>	Smart	
<b>TJ8154</b>	Chrysler Voyager CRD	
<b>TJ8155</b>	Mercedes 270	6 CYL.

<b>PART No.</b>	<b>APPLICATION</b>	<b>ENGINE</b>
-----------------	--------------------	---------------

**COMMON-RAIL PIPE KITS – RAIL FIAT-ALFA-LANCIA MULTIJET  
NEW TYPE****RAIL SIDE****INJECTOR SIDE****P.N.. TJ8012** 4 Cylinder version**P.N.TJ8013** 5 Cylinder version

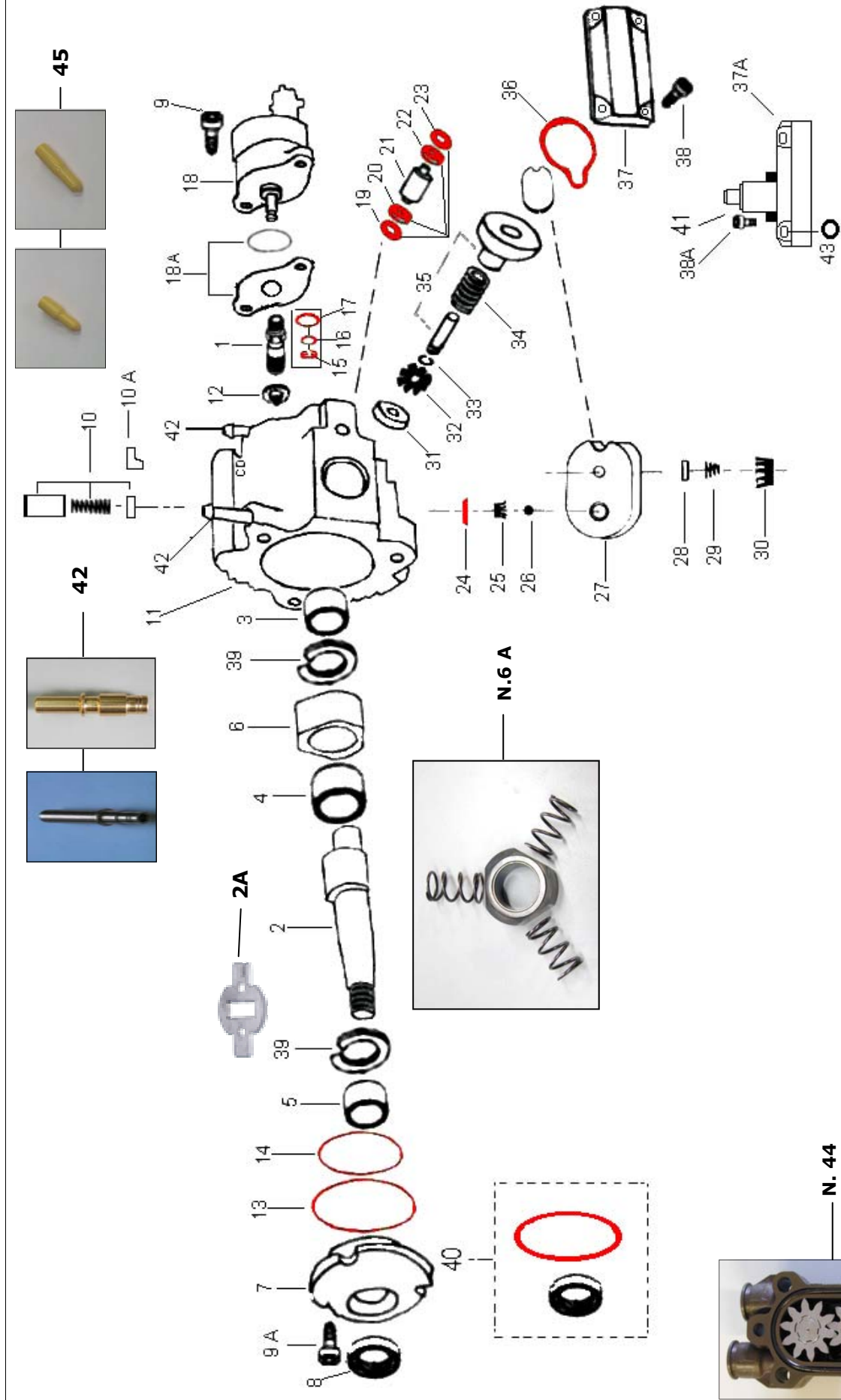
<b>PART No.</b>	<b>APPLICATION</b>	<b>ENGINE</b>
-----------------	--------------------	---------------

**COMMON-RAIL PIPE from 10 cm FOR 059 130 090 AG RAIL TYPE  
APPLIED ON AUDI - VW 3.0 TDI**



**P.N.: CMR167**

**RADIALJET CP1 PUMP**





**COMMON-RAIL CP1 PUMP SPARE PARTS LIST**

REF.	P.N.	DESCRIPTION
1	CMR125	Pressure Union
2*	CMRH7	Cam shaft single oil seal H7
2*	CMRH7L	Cam shaft-dual oil seal
2*	CMRH7M	Cam shaft (Mercedes)
2A	CMR109	Star Wheel
3-4-5	CMR21	Cam shaft bushing kit
6	CMR23	Cam Lobe
6A	CMR106	Modified Distributor Kit
9	CMR20	Pressure regulator Screw
9/A	CMR36	Cover Screw
10	CMR24	Safety valve assy
10	CMR37	Safety valve assy (Mercedes)
10	CMR37/M	Mercedes Modified Valve back-leak to the tank
10A	CMR112	Security Valve Shim For 70 Shaft Pumps
12	CMR25	Washer
15 -16- 17	CD1700-9	Pressure regulator O'ring kit
18/A	CMR114	Pressure Regulator Gasket
21	CMR27	Element Cover Align Pin
8-13-14-15-16-17-19-20-22-23-36	CMR100	Gasket Kit
8-13-14-15-16-17-19-20-22-23-36	CMR100-N	Gasket Kit - New Type
19-20-22-33	CMR138	Head Pump O'ring Kit

REF.	P.N.	DESCRIPTION
24*	CMR102	Shim Kit (CMR39 0,65>0,70-CMR39A 0,75>0,80)
	CMR104	Screw Kit
	CMR114	Regulator Gasket Kit
25	CMR32	Retainer discharge ball
26	CMR33	Discharge ball
27	CMR22	Valve Plate
28	CMR34	Valve Block
29	CMR3	Suction valve spring
30	CMR35	Retainer suction valve
32	CMR29	Element Cage
33	CMR2	Clip
34	CMR1	Element Spring
35	CMR30	Pump Element da 6,5
35*	CMR307	Pump Element 7,0
35*	CMR3072	Pump Element
35*	CMR3075	Pump Element
38*	CMR31	Element cover screw
38A	CMR115	3 <sup>RD</sup> Element electrovalve Screw
39	CMR47	Washer
40	CMR101	Forzed lubrication kit
42*	CMR41	Inlet/Outlet tube
42	CMR41/A	Inlet/Outlet tubeN.T.
42	CMR41/B	Inlet/Outlet tube Ø10
43	CMR13	III element electrovalve O'ring
44	CMR103	Mercedes feed pump kit
45	CMR118	Ø8 Protection cap
45	CMR119	Ø10 Protection cap


COMMON-RAIL CP1 PUMP SPARE PARTS LIST



**SCREW KIT  
CMR104**



**GASKET KIT  
CMR100**




**GASKET KIT  
CMR100-N**



**MERCEDES FEED PUMP KIT  
CMR103**



**FORCED LUBRICATION  
KIT  
CMR101**





**PRESSURE REGULATOR  
O'RING KIT  
CD1700-9**




**PRESSURE REGULATOR O'RING  
KIT  
CMR114**

Picture	Corind P.N.	BH	O.E.M. P.N.	Application
	CR0281002241	0 281 002 241	611 078 01 49	<b>Mercedes Sprinter 208-211-213-216-308- 311-313-316-408-411- 413-416-616</b> <b>Mercedes A160 – Vaneo 17 – C270 – C30 – CLK270 – E270 – G270 – ML270 – E320 – S20</b>
	CR0281002480	0 281 002 480	13 51 7 787 537	<b>Bmw 330D – 525D – 530D – 730D – X5</b>
	CR0281002483	0 281 002 483	77 01 052 268	<b>Renault Laguna 1.9 DCi Renault Megane 1.9 DCi Renault Megane 1.9 DTi Renault Scenic 1.9 DCi</b>
	CR0281002488	0 281 002 488	717 184 45 608 166 59	<b>Alfa 156 1.9 JTD Alfa 156 2.4 JTD</b>
	CR0281002500	0 281 002 500	994 832 54 50 01 848 538	<b>Fiat Ducato 2.8 JTD Iveco Daily 2.8 JTD Renault Mascotte 110 DCi</b>

Picture	Corind P.N.	BH	O.E.M. P.N.	Application
	<b>CR0281002698</b>	<b>0 281 002 698 0 281 002 699</b>	<b>611 078 05 49</b>	<b>Mercedes Sprinter 208- 211-213-216-308-311- 313-316-408-411-413- 416-616</b> <b>Mercedes Vito 108 - 110 - 112</b> <b>Mercedes A160 - A170 - C200 - C220 - C270 - C30 - CLK270 - E200 - E220 - E270 - E320 - E400 - G270 - G400 - ML270 - ML400 - S320 - S400 - V200 - V220 - Vaneo 17</b>
	<b>CR0281002872</b>	<b>0 281 002 493 0 281 002 284 0 281 002 872</b>	<b>1399 25 1933 25</b>	<b>Citröen Berlingo 2.0 HDI</b> <b>Peugeot 206 2.0 HDI</b> <b>Peugeot 306 2.0 HDI</b> <b>Peugeot 406 2.0 HDI</b> <b>Peugeot 806 2.0 HDI</b> <b>Peugeot Expert 2.0 HDI</b> <b>Peugeot Partner 2.0 HDI</b>


**CP1 "H" PUMP**



**CMR601**  
Inlet Tube

**CMR603**  
Filter Cap


**TILL 70**



**CMR602**

**CMR600**

**FROM 75 >**



**CMR602**

**CMR610**

Image	P.N.	Description
	<b>CMR14</b>	Oil Seal
	<b>CMR600-I</b>	Sphere
	<b>CMR601</b>	Inlet Tube
	<b>CMR602</b>	High Pressure Seal
	<b>CMR603</b>	Filter Cap
	<b>CMR621-A</b>	Bush 19x17x19
	<b>CMR621-B</b>	Bush 23x21x17

**CP2 PUMP**



**CMR900**

**Gasket Kit**

COMMON-RAIL CP3 – 70- 90 PUMP SPARE PARTS LIST



Screws Kit  
**CMR304**



Valve Kit




Body Pump Cap  
Pump >= 70 : **CMR312**  
Pump >= 90 : **CMR313**



Regulator OR kit  
**CMR306**




Reinforced CP3  
Regulator Gasket  
**CMR309**




Cap Sphere  
**CMR308**



BUSHES KIT  
**CMR321**



Gasket kit with feed pump  
**CMR370**



Gasket kit for CP3 70 without  
Feed pump  
**CMR370-89**




Forced Lubrication Kit  
**CMR301**

**COMMON-RAIL CP3 – 80 PUMP SPARE PARTS LIST**



Screws Kit  
**CMR304**




Valve Kit



Regulator OR Kit  
**CMR306**




REINFORCED CP3  
REGULATOR  
GASKET  
**CMR309**



Cap Sphere  
**CMR308**



BUSHES KIT  
**CMR322**




Gasket Kit  
**CMR380/LF**



COMMON-RAIL CP3 – 110 PUMP SPARE PARTS LIST



Screws Kit  
**CMR305**



Valve Kit



Regulator OR Kit  
**CMR306**



REINFORCED CP3  
REGULATOR  
GASKET  
**CMR309**




BUSHES KIT  
**CMR322**



Gasket Kit  
**CMR311/LF-N**  
Without Oil Seal



Gasket Kit  
**CMR311/LF**  
Without Oil Seal



Cap Sphere  
**CMR308**




Body Pump Cap  
**CMR314**




Gasket Kit  
**CMR311/LF**

**CP4 ZME**





P.N.	APPLICATION	TYPE SIGN
<p><b>0 928 400 748/R (used)</b></p>	<p>0 445 010 611 - 0 445 010 613 - 0 445 010 639 - 0 445 010 640                      0 445 010 646 - 0 445 010 647 - 0 445 010 654 - 0 445 010 656                      0 445 010 659 - 0 445 010 669 - 0 445 010 673 - 0 445 010 674                      0 445 010 685 - 0 445 010 686 - 0 445 010 694 - 0 445 010 695                      0 445 010 811 - 0 445 010 812</p>	<p>CR/CP4S2/R65/40S                      CR/CP4S2/R65/40                      CR/CP4S2/R75/40S                      CR/CP4HS2/R65/40S                      CR/CP4HS2/R75/40                      CR/CP4HS2/R75/40S</p>
<p><b>0 928 400 768/R (used)</b></p>	<p>0 445 010 507 - 0 445 010 508 - 0 445 010 514 - 0 445 010 520                      0 445 010 523 - 0 445 010 526 - 0 445 010 527 - 0 445 010 529                      0 445 010 532 - 0 445 010 533 - 0 445 010 534 - 0 445 010 535                      0 445 010 537 - 0 445 010 538 - 0 445 010 541 - 0 445 010 542                      0 445 010 543 - 0 445 010 546 - 0 445 010 551 - 0 445 010 555                      0 445 010 557 - 0 445 010 560 - 0 445 010 562 - 0 445 010 565                      0 445 010 566 - 0 445 010 567 - 0 445 010 568 - 0 445 010 570                      0 445 010 583 - 0 445 010 620 - 0 445 010 624 - 0 445 010 650                      0 445 010 664 - 0 445 010 675 - 0 445 010 789 - 0 445 010 790                      0 445 010 805 - 0 445 010 806 - 0 445 010 813 - 0 445 010 814                      0 445 010 824 - 0 445 010 825 - 0 445 010 838 - 0 445 010 839</p>	<p>CR/CP4S1/R35/20                      CR/CP4S1/R35/20S                      CR/CP4S1/R40/20-S                      CR/CP4S1/R40/20                      CR/CP4S1/R40/20-S                      CR/CP4S1/R40/20S                      CR/CP4HS1/R35/10-S</p>

**CP4 PUMP**




REF.	P.N.	DESCRIPTION
1-2-3-4-5	<b>CMR441-V</b>	Gasket Kit
1-2-3-4-5-6	<b>CMR441-NV</b>	Gasket Kit
7	-----	Shaft (See Detailed List)
8	<b>CRF01M900999</b>	Tappet with black treatment as original
8	<b>CRF01M900999F</b>	Tappet milled with black treatment as original
9	-----	ZME4 Regulator (See Detail List)
10	<b>Item on Request</b>	Oil Seal
11	<b>CMR442-443</b>	Inlet/Outlet Connectors (attacco rapido - portagomma)
12	-----	Bearing Holder (See Details List)
13	-----	Pump Body (See Detail List)
14	<b>CMR611/V</b>	Transfer Pressure Valve (used)
15	-----	Complete Element(used- See Detail List)
16	<b>CMR444</b>	Element Cover
17	<b>CMR466</b>	Cover Screw M6 (12 Pcs)
18	<b>CMR467</b>	Cover Screw M8 (12 Pcs)
19	<b>CMR468</b>	Regulator Screw (6 Pcs)
20	<b>CMR469</b>	Element Screw (12 Pcs)

**CP4 PUMP**



Gasket Kit  
**CMR445**

REF.	DESCRIPTION
1	Element Base (2 Pcs)
2	Feed and cooling Channel - Regulated Feed Channel (5 Pcs)
3	Transfer Pressure Valve
4	Regulator
5	Bearing Holder
6	Inlet Valve (2 Pcs)
7	Aspiration Valve Seal (2 Pcs)
8	Cover (4 Pcs)
9	Oil Seals


**CP4 PUMP**

Roller + Roller Tappet  
**CMR460**

This part is subject to limitations of warranty terms, exclusively to real faults of the material, parts are been tested one by one. The correct Assembly only takes place if the workshop use the specific equipment of revision, box p.n.: CD28-CMR-NE, which use is subject to a Corona Diesel training course.





ASSEMBLY AND REPAIR BOX  
**CD28-CMR-NE**



INSTALLATION AND REPAIR IN-  
STRUCTIONS  
**CD28-CMR-NE/I\***

\* Note: The Instructions are supplied with box

**CP4 PUMP**



Inlet/Outlet Union  
(fast connector)  
**CMR442**





Inlet/Outlet Union  
(hose connector)  
**CMR443**



The Fittings must be removed  
And Reassembled using The  
Special Tool Cod. **T10E**

**CP4 PUMP**




Bottom Bush Axis  
With Cut  
**CMR451**




TO EXTRACT AND INTRODUCE THE BUSHING NEED TO USE THE SPECIAL PULLER **HI-5 P.N.** AND INTRODUCER **HI-4 P.N.** INCLUDED IN CP4 DISASSEMBLY AND REPAIR CP4 **CD28-CMR-F P.N.**


**CP4 PUMP- BODIES PUMP**




P.N.	APPLICATION	TYPE SIGN	A	B	C
<b>CMR506/C (used)</b>	0 445 010 506 - 0 445 010 580 - 0 445 010 707	CR/CP4S1/L40/20S	8 mm	Passante	1004



P.N.	APPLICATION	TYPE SIGN	A	B	C
<b>CMR507/C (used)</b>	0 445 010 507 - 0 445 010 508 - 0 445 010 543 0 445 010 546	CR/CP4S1/R35/20	8 mm	8 mm	1008




P.N.	APPLICATION	TYPE SIGN	A	B	C
<b>CMR510/C (used)</b>	0 445 010 510 - 0 445 010 582 - 0 445 010 715	CR/CP4S1/L35/20S	8 mm	Passante	1017




P.N.	APPLICATION	TYPE SIGN	A	B	C
<b>CMR512/C (used)</b>	0 445 010 512 - 0 445 010 525 - 0 445 010 545 0 445 010 559	CR/CP4S1/R45/20	8 mm	8 mm	1011




**CP4 PUMP- BODIES PUMP**




P.N.	APPLICATION	TYPE SIGN	A	B	C
<b>CMR514/C (used)</b>	0 445 010 514 - 0 445 010 526 - 0 445 010 532 0 445 010 533 - 0 445 010 551 - 0 445 010 557 0 445 010 560 - 0 445 010 565 - 0 445 010 566	CR/CP4S1/R40/20-S	6 mm 8 mm	6 mm 8 mm	1029 1008



P.N.	APPLICATION	TYPE SIGN	A	B	C
<b>CMR516/C (used)</b>	0 445 010 516	CR/CP4S1/R30/20-S	6 mm	8 mm	1048




P.N.	APPLICATION	TYPE SIGN	A	B	C
<b>CMR519/C (used)</b>	0 445 010 518 - 0 445 010 519 - 0 445 010 554 0 445 010 702 - 0 445 010 723 - 0 445 010 725	CR/CP4S1/L30/10	6 mm	Passante	1023




P.N.	APPLICATION	TYPE SIGN	A	B	C
<b>CMR529/C (used)</b>	0 445 010 529 - 0 445 010 535 - 0 445 010 562 0 445 010 568	CR/CP4S1/R40/20-S	6 mm	8 mm	1027


**CP4 PUMP- BODIES PUMP**




P.N.	APPLICATION	TYPE SIGN	A	B	C
<b>CMR530/C (used)</b>	0 445 010 530- 0 445 010 563	CR/CP4S1/R30/10-S	6 mm	Passante	1039



P.N.	APPLICATION	TYPE SIGN	A	B	C
<b>CMR537/C (used)</b>	0 445 010 537 - 0 445 010 538 - 0 445 010 570 0 445 010 583	CR/CP4HS1/R35/10-S	6 mm	8 mm	1036




P.N.	APPLICATION	TYPE SIGN	A	B	C
<b>CMR578/C (used)</b>	0 445 010 578 - 0 445 010 579 - 0 445 010 738 0 445 010 739	CR/CP4S1/R45/10	6 mm	8 mm	1058




P.N.	APPLICATION	TYPE SIGN	A	B	C
<b>CMR592/C (used)</b>	0 445 010 592	CR/CP4S1/R45/10	6 mm	8 mm	1065


**CP4 PUMP- BODIES PUMP**



P.N.	APPLICATION	TYPE SIGN	A	B	C
<b>CMR611/C (used)</b>	0 445 010 611 - 0 445 010 639 - 0 445 010 646 0 445 010 659 - 0 445 010 669 - 0 445 010 673 0 445 010 685 - 0 445 010 686	CR/CP4S2/R65/40	6 mm	8 mm	4029



P.N.	APPLICATION	TYPE SIGN	A	B	C
<b>CMR624/C (used)</b>	0 445 010 675 - 0 445 010 650 - 0 445 010 801	CR/CP4HS2/L75/40S	8 mm	8 mm	4004



P.N.	APPLICATION	TYPE SIGN	A	B	C
<b>CMR641/C (used)</b>	0 445 010 641 - 0 445 010 657 - 0 445 010 682 0 445 010 683	CR/CP4S2/R75/40	6 mm	Passante	4028

CP4 PUMP - SHAFT



CMR613 APPLICATION		
	0 445 010 514	0 445 010 526
0 445 010 532	0 445 010 533	0 445 010 534
0 445 010 550	0 445 010 551	0 445 010 557
0 445 010 562	0 445 010 565	0 445 010 566
0 445 010 568	0 986 437 405	0 986 437 420
0 986 437 438		0 986 437 434



CMR614 APPLICATION		
0 445 010 537	0 445 010 538	0 445 010 570
0 986 437 440	0 986 437 450	0 445 010 583



CMR615 APPLICATION		
0 445 010 512	0 445 010 525	0 445 010 545
0 445 010 612	0 445 010 618	0 445 010 655
0 986 437 423	0 986 437 437	0 986 437 443
0 986 437 467		0 445 010 559
		0 445 010 680
		0 986 437 465



CMR506 APPLICATION		
0 445 010 506	0 445 010 517	0 445 010 528
0 445 010 561	0 445 010 573	0 445 010 574
0 445 010 627	0 445 010 634	0 445 010 666
0 445 010 678	0 445 010 679	0 445 010 707
0 445 010 783	0 445 010 784	0 445 010 785
0 986 437 401	0 986 437 402	0 986 437 424
		0 445 010 553
		0 445 010 580
		0 445 010 667
		0 445 010 719
		0 445 010 794
		0 986 437 429

CP4 PUMP - SHAFT



CMR612 APPLICATION		
0 445 010 516	0 445 010 531	0 445 010 536
0 445 010 548	0 445 010 549	0 445 010 552
0 445 010 569	0 445 010 571	0 445 010 576
0 986 437 430	0 986 437 448	0 986 437 449
0 986 437 460		0 986 437 459



CMR509 APPLICATION		
0 445 010 509	0 445 010 510	0 445 010 521
0 445 010 547	0 445 010 558	0 445 010 581
0 445 010 617	0 445 010 623	0 445 010 665
0 445 010 711	0 445 010 713	0 445 010 715
0 445 010 807	0 445 010 809	0 986 437 406
0 986 437 427	0 986 437 428	0 986 437 455



CMR504 APPLICATION		
0 445 010 530	0 445 010 563	0 445 010 704
0 986 437 442		0 986 437 439



CMR611 APPLICATION		
0 445 010 611	0 445 010 646	0 445 010 659
0 445 010 673	0 445 010 685	0 986 437 404
0 445 010 686		0 445 010 669
		0 445 010 639

CP4 PUMP - SHAFT

APPLICATION CMR505					
0 445 010 511	0 445 010 522	0 445 010 544	0 445 010 556	0 445 010 613	0 445 010 636
0 445 010 637	0 445 010 654	0 445 010 656	0 445 010 684	0 445 010 689	0 445 010 690
0 445 010 691	0 445 010 694	0 445 010 695	0 445 010 696	0 445 010 699	0 445 010 740
0 445 010 830	0 445 010 831	0 445 010 858	0 986 437 431	0 986 437 437	0 986 437 444
0 986 437 463	0 986 437 468				



CMR508 APPLICATION	
0 445 010 519	0 445 010 554
0 445 010 725	0 986 437 425



APPLICAZIONE CMR507 APPLICATION	
0 445 010 507	0 445 010 508
0 445 010 542	0 445 010 543
0 986 437 407	0 986 437 408
0 986 437 433	0 445 010 520
	1 445 010 511
	1 445 010 511
	0 445 010 541
	0 445 010 546
	0 986 437 409



CMR503 APPLICATION	
0 445 010 579	0 445 010 585
0 445 010 594	0 445 010 739
	0 445 010 586
	0 986 437 446
	0 445 010 593



CP4 PUMP - SHAFT



CMR616 APPLICATION		
0 445 010 585	0 445 010 586	0 445 010 593
0 986 437 461		0 445 010 594




CMR617 APPLICATION		
0 445 010 629	0 445 010 662	0 445 010 832
0 986 437 432		0 445 010 833

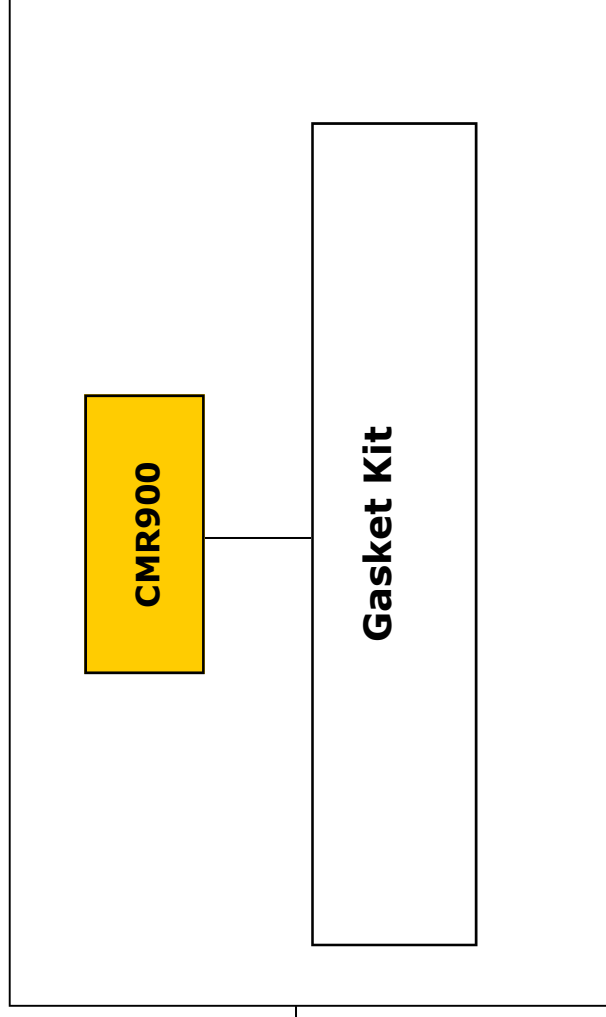


CMR618 APPLICATION		
0 445 010 624	0 445 010 642	0 445 010 650
0 445 010 675	0 445 010 676	0 445 010 677
0 445 010 683	0 445 010 693	0 445 010 801
0 986 437 435	0 986 437 454	0 445 010 658
		0 445 010 682
		0 986 437 418

**CP9 PUMP**




**N.2 Pieces**






**HDP1 PUMP SPARE PARTS LIST**





Ref.	P.N.	Description
N.1	<b>CMR2100</b>	Head Cap Iron Ring
N.2		Element Seal O'Ring
N.3		Feeding Filter
N.4		Feeding Union
N.5		Element Unit
N.6		Element Spring
N.7		Piston Element Unit
N.8		Engine Pump Body Seal
N.9		Tractor—Wheel
N.10		Tractor—Wheel Seal Ring
N.11		Pump Body

FUEL SPARE PARTS LIST 0280150962 BOSCH TYPE



Repair Kit  
**CR7100S**


**POMPA DELPHI DFP1**



VALVOLA SFERA TESTA IDRAULICA

**CMR465**


CONFEZ. DA 08 PZ



RACCORDO ALTA PRESSIONE  
CON FILTRO

**RAC-DFP1**

**RANGE OF COMMON RAIL QUICK-FITS BOX**

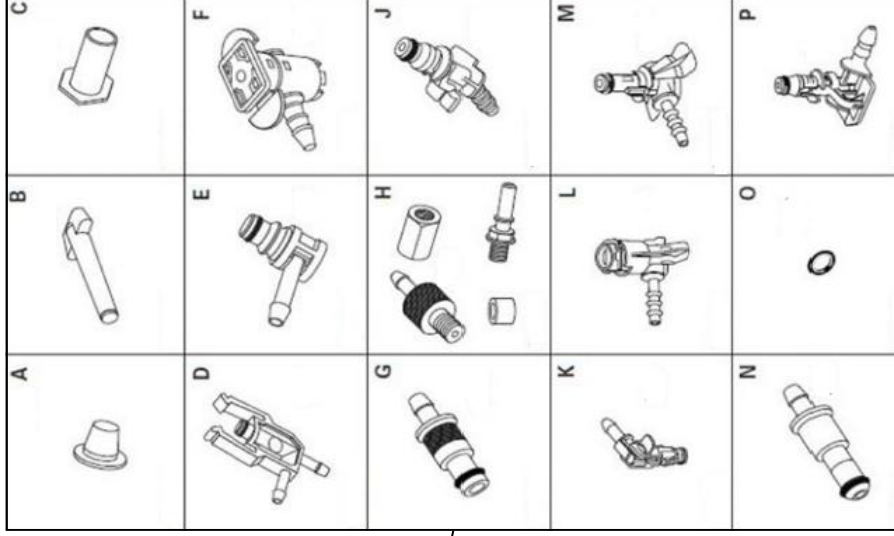


**P.N.: 9109-947**

**SERIAL BOX COMMON-RAIL LEAK OFF CONNECTOR**

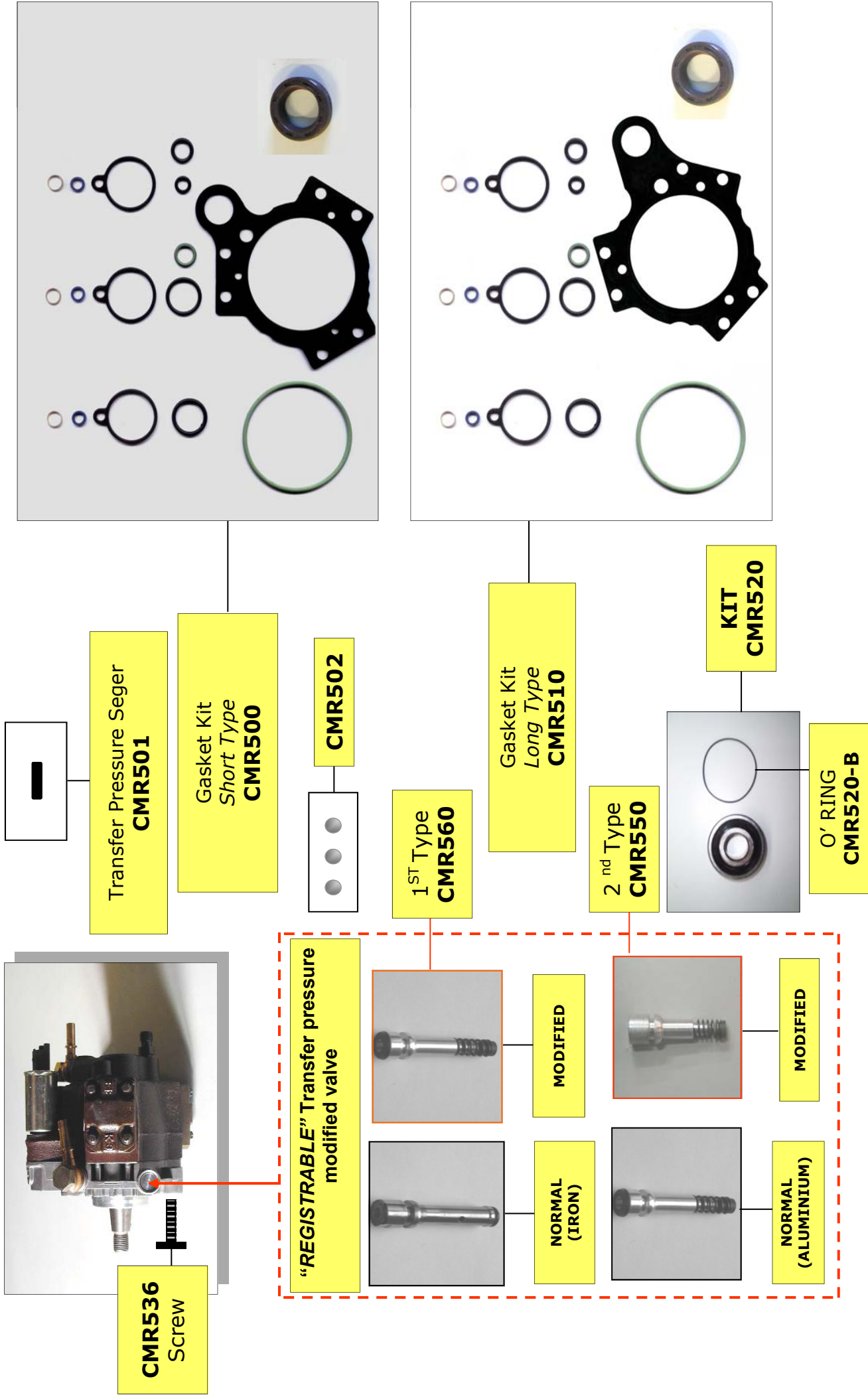


**P.n.: YDT586**

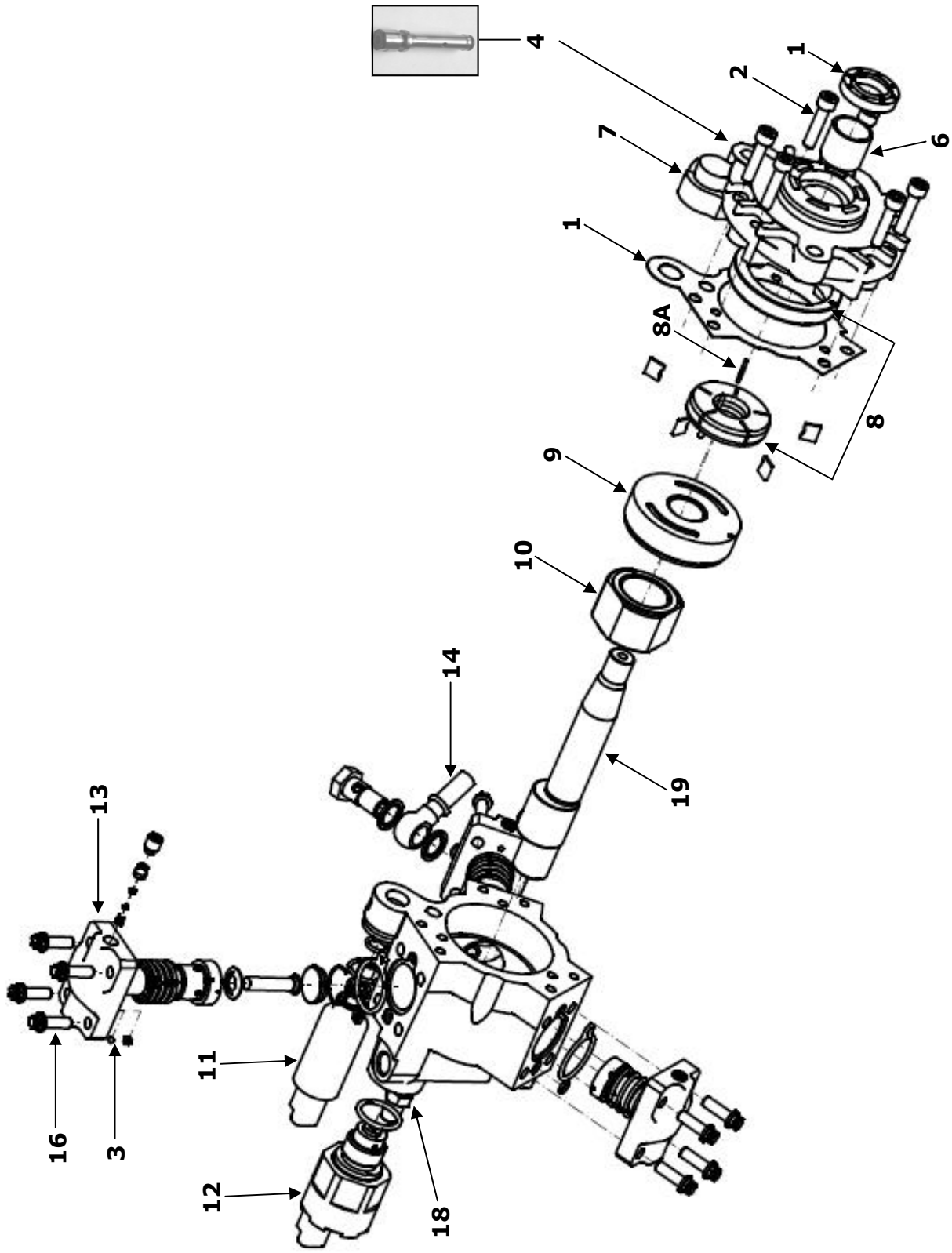


Posit.	Description	Application
A	Caps (10 Pcs)	Bosch - Denso - Delphi Continental
B	Caps (10 Pcs)	Bosch - Denso - Delphi Continental
C	Caps (10 Pz)	Bosch - Denso - Delphi Continental
D	Leak Off Connector (4 Pcs)	Delphi Injectors
E	Leak Off Connector (4 Pcs)	Bosch - Continental Injectors
F	Leak Off Connector (4 Pcs)	Bosch Piezo Injectors
G	Leak Off Connector (4 Pcs)	Denso Injectors
H	Leak Off Connector (4 Pcs)	Denso Injectors
J	Leak Off Connector (4 Pcs)	Delphi Injectors and Pumps
K	Leak Off Connector (4 Pcs)	Delphi Injectors and Pumps
L	Leak Off Connector (4 Pcs)	Continental Piezo Injectors (5WS40677 Type)
M	Leak Off Connector (4 Pcs)	Bosch Injectors (351-369 Type)
N	Leak Off Connector (4 Pcs)	Bosch Injectors
O	Leak Off Connector O'Ring (10 Pcs)	For connectors E,J,K,N,M,P type
P	Leak Off Connector (4 Pcs)	Delphi Injector and Pump

**SIEMENS PUMP SPARE PARTS**



SIEMENS PUMP



**SIEMENS PUMP SPARE PARTS LIST**

REF.	P. N.	DESCRIPTION
N. 1-2	CMR527	Screws and plate kit for DW10TD Siemens Pump
N.1-2	CMR529	Screws and plate kit for DV4 Siemens Pump
N. 1-2	CMR532	Forced Lubrication kit for DW10D Siemens Pump
N. 4	CMR560	Transfer Pressure Valve 1 <sup>st</sup> Type
N. 4	CMR550	Transfer Pressure Valve 2 <sup>nd</sup> Type
N.7	CMR521	5WS40018-Z Pump Forebody
N.7	CMR524	5WS40008-Z Pump Forebody
N.7	CMR525	5WS40019-Z Pump Forebody
N.7	CMR526	5WS40163-Z Pump Forebody
N.8	CMR522	Transfer Pressure pump for all Siemens pumps
N.8A	CMR530	Siemens pump grub screws
N.9	CMR523	Thrust bearing for all Siemens pumps
N.11	006-Z (Old Type) 018-Z (New Type)	VCV Fuel Supply Regulator
N.12	005-Z	PCV Fuel High Pressure Regulator
N.13	CMR528	Cam & elements kit for Siemens Pump
N.16	CMR531	Siemens pump head screws kit
N.7-8-8A-9-6-19-5	CMR541	Shaft, pump forebody, elements kit for 5WS40018 Siemens Pump



SIEMENS PUMP SPARE PARTS LIST 5WS540019 TYPE



"REGISTRABLE" TRANSFER  
PRESSURE MODIFIED VALVE



GASKET KIT  
CMR562



CMR550



CAM SHAFT  
CMR533



STAR WHEEL  
CMR534



FORCED LUBRICATION KIT  
CMR532



HEAD SCREWS KIT  
CMR531

PVC REGULATOR ADAPTOR FROM 90° TO 0°



CMR542

**SIEMENS PUMP SPARE PARTS LIST 5WS40094 TYPE**




**"REGISTRABLE" TRANSFER  
PRESSURE MODIFIED VALVE**



**CMR550**



**Shaft -Pump Forebody—Elements kit  
CMR541**



**Geasket Kit  
Long Type  
CMR500**



**O-Ring  
CMR520-B**

**Kit  
CMR520**



**Bearing  
CMR557**



**PCV new  
Type (005-Z)**




**VCV  
(006-Z)**

**CONNECTOR KIT PCV-VCV**

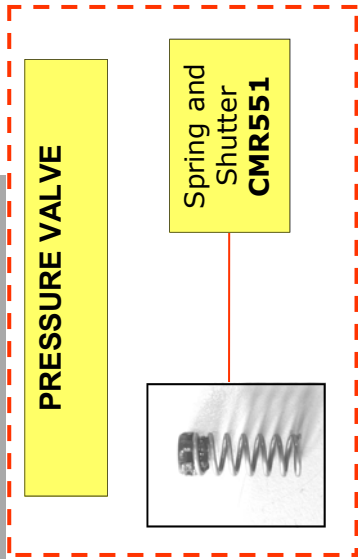


**CMR549**


**SIEMENS PUMP SPARE PARTS LIST 5WS40157 TYPE**



Gasket Kit  
**CMR544**



**PRESSURE VALVE**



Spring and Shutter  
**CMR551**

**PVC REGULATOR ADAPTOR FROM 90° TO 0°**



**PVC Old Type**



**CMR542**



**PCV New Type tipo**



**VCV (006-Z)**

SIEMENS PUMP SPARE PARTS LIST 5WS40273 TYPE



**PCV New  
Type (005-Z)**




**VCV  
(0018-Z)**




**Small Gasket Kit  
CMR545/S**

**HP2 SPARE LIST**





**GASKET KIT  
CMR700**



**REGULATOR  
GASKET KIT  
CMR850**

**HP3 PUMP SPARE PARTS LIST**



REGULATOR  
GASKET KIT  
**CMR850**

GASKET KIT  
**CMR800**

## Common-Rail Over Pressure Valve

### VALVE FOR FIAT ENGINE



P.N.: CD47000



When over pressure Valve is mounted on the filter support of the Common-Rail systems for: Fiat, Lancia, Alfa Romeo e Iveco engine it develops the following functions:

- It maintains constant pressure to the pump inlet radial-jet (2.2, 2.5 Bar)

- It maintains fuel level in the low pressure pipeline when the engine is turned off.

If the over pressure valve doesn't maintain pressure during acceleration (that is when the "radial-jet" pump absorbs more fuel), it could verify that the engine is not running properly or could quit.

Replacing the original valve with CD47000 valve resolves the problem.



The CD47000 valve, improves the starting phase because it has a closing ball made of hydrocarbon, resistant rubber that guarantees it perfect hold.

### VALVE FOR PSA ENGINES: PEUGEOT, CITROEN, ETC.




CD47000-P valve develops the same CD47000 valve functions.  
Over-pressure valve is mounted into the filter support on the original valve as shown in above photo.

**VOLKSWAGEN PDE80 SPARE PARTS LIST**



**PDE804**



Seger  
Ref.N.25

Washer  
Ref.N.24

**PDE802**




Solenoid Shim  
From 1,10 to 1,80 Ref.N.10



Shim  
Ref.N.20  
P.N.: PDE805


**PDE803**

Kit consist of 4 shims for 25 different sizes.



**SOL80**  
Ref.N.2

**EUI80**  
Ref.N.1




**PDE801**

Ref.N.11-12-13-26



KIT FOR 12 PDE80  
P.N.: **PDE80**

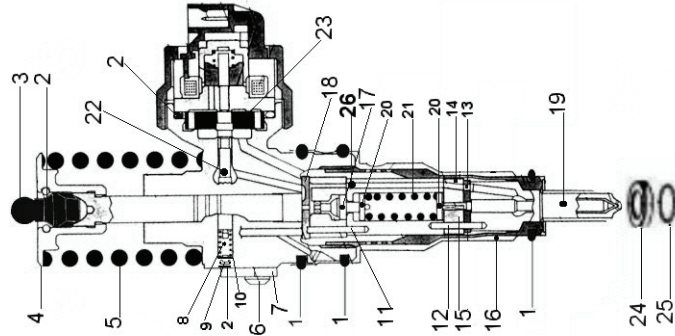



VW 140 HP KIT

**PDE806**



VOLKSWAGEN PDE80 SPARE PARTS LIST




P1 OLD TYPE		
Ref.	P.N.	Description
N.1	EUI80	External O'ring
N.2	SOL80	Solenoid O'ring Kit
N.3	PDE804	See United Kit
N.4		Follower
N.5		Follower Spring
N.6		Screw
N.7		Retainer
N.8		Solenoid Screw
N.9		Cap
N.10	PDE803	Solenoid Shim
N.11		Element-valve alignment pin
N.12		Nozzle Alignment Pin
N.13		Nozzle Alignment Pin
N.14		Nozzle Alignment Pin
N.15		Intermediate Plate
N.16		Nozzle Nut
N.17		Valve
N.18		Element Plate
N.19		Nozzle
N.20	PDE805	Shim
N.21		Nozzle Spring
N.22		Solenoid Alignment
N.23		Solenoid Plate
N.24		Washer
N.25	PDE802	Seger
N.26		Element Valve Alignment pin

P 140 CV NEW TYPE		
Ref.	P.N.	Description
N.1		External O'ring
N.2		Solenoid O'ring Kit
N.3	PDE806	VW 140 HP kit
N.4		Follower
N.5		Follower Spring
N.6		Screw
N.7		Retainer
N.8		Solenoid Screw
N.9		Cap
N.10	PDE807	Solenoid Alignment Kit pin PDE80-P2
N.10	CMR8400/IMA	Solenoid Alignment Kit
N.10	PDE841	Solenoid Alignment 1/10
N.10	PDE842	Solenoid Alignment 2/10
N.11		Element-valve alignment pin
N.12		Nozzle Alignment Pin
N.13		Nozzle Alignment Pin
N.14		Nozzle Alignment Pin Guide
N.15		Intermediate Plate
N.16		Nozzle Nut
N.17	PDE809	Valve
N.18		Element Plate
N.19		Nozzle
N.20	PDE807	Shim
N.21		Nozzle Spring
N.22	PDE808	Solenoid Alignment
N.23		Solenoid Plate
N.24		Washer
N.25		Seger
N.26		Element Valve Alignment pin



**Bosch P.N.: F009 D00 069**



**Gasket Kit  
P.N.: CR6002**



**Tandem Pump-Engine Head  
Pump Gasket  
P.N.: CR6004**



**Gasket Kit  
P.N.: CR6011**

TANDEM PUMP GASKET KIT FOR VW SYSTEMS



P.N. : 070145209H=F=J  
07Z145209B



P.N. : 07Z127025F=E



P.N. : 038145209E=C=M



Repair Kit  
P.N.: CR6009



Repair Kit  
P.N.: CR6010



Repair Kit  
P.N.: CR6007


**TANDEM PUMP KIT FOR PDE80 VW SYSTEMS  
(038 145 209 E/M TYPE—1.9 ENGINE - 74-77 KW - 2000-2008 YEAR)**




**Luk Type**




**Luk: 2003035-00**




**Repair Kit  
1<sup>st</sup> generation LUK Type  
P.N.: CR6001**




**Repair Kit  
1<sup>st</sup> generation with oil seal  
LUK Type  
P.N.: CR6001/P**



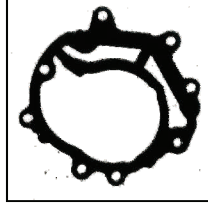
**Luk: 2003036-00 (Transporter 1.9 75 Kw)**



**Repair Kit  
2<sup>nd</sup> generation LUK Type  
P.N.: CR6000**



**Repair Kit  
2<sup>nd</sup> generation with oil Seal  
LUK Type  
P.N.: CR6000/P**



**Item not available at  
the moment**



**Bosch Type**



**F009 D00 001**




**Pump Gasket  
Tandem Pump-Engine Head  
(Same for LUK and BOSCH Type)  
P.N.: CR6003**



**Tandem Pump Luk Type  
Oil Seal  
P.N.: CR6005**



**Bosch P.N.: F009 D00 069**



**Gasket Kit  
P.N.: CR6002**

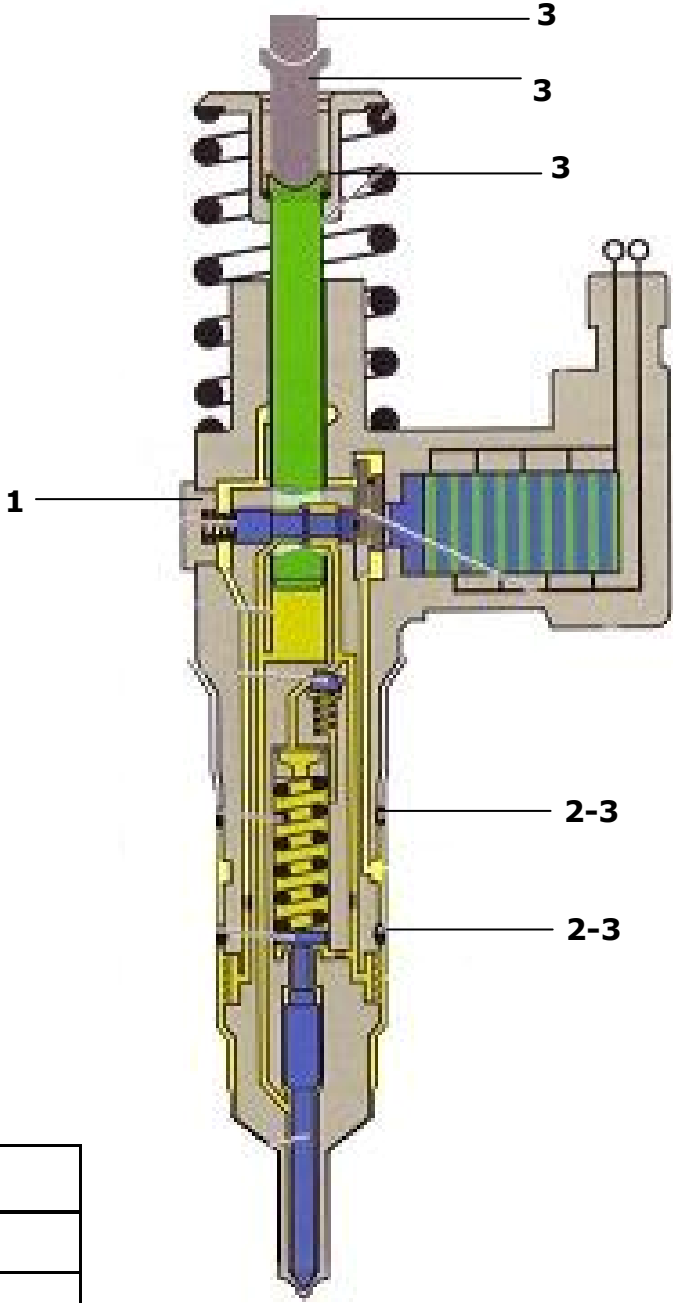


**Tandem Pump-Engine Head  
Pump Gasket  
P.N.: CR6004**

**PPD SIEMENS UNIT INJECTOR SPARE PARTS LIST**



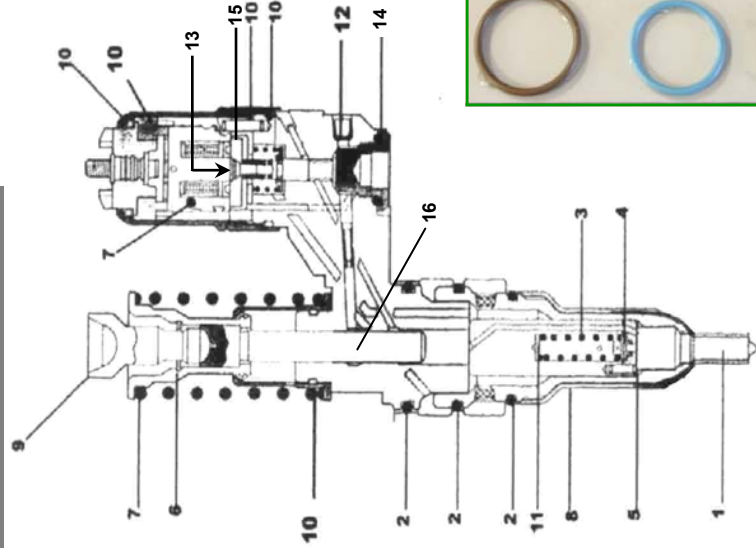
**PPD102**



Ref.	P.N.	Description
N.1	PPD101	Delivery Registrable Cap
N.2	PPD100	Body O'Ring Kit
N.3	PPD102	O-Ring Tappet Kit

\*Note: To be used with IMA calibration shim type CMR84...160 (1,60 mm), .....

**PDE90-100 BOSCH – VOLVO – IVECO – SCANIA, etc. SPARE PARTS LIST**



**PDE33**

**SOL100**


MOUNT PDE33 USING A  
MILLESIMAL COMPARATOR AND THE  
GAUGE-SUPPORT **RL01**



**PDE100  
PDE19**  
Ref.N.10  
WITH OR PDE140



**PDE100  
EUI17**  
Ref.N.10  
WITH OR PDE14-



**SOL100**  
Ref.N.15

**PDE10**  
Ref.N.13

**PDE11 V.T.  
PDE12 N.T.**  
Ref.N.14

**CR850**  
Ref.N.11


SHIM KIT  
FROM DA 0.20 A 2.00

**PDE132**  
Ref.N.4-5

**PDE33**  
Ref.N.16

**PDE140  
PDE140N N.T.**  
Ref.N.12

**EUI10**  
Ref.N.3



**PDE100**  
TIPO IVECO  
CURSOR 430 -  
IVECO STRALIS  
Ref.N.2



**EUI101**  
VOLVO -  
JOHN DEERE,  
ETC.  
Ref.N.2



**PDE311**  
SCANIA  
Ref.N.2



**PDE32**  
TIPO IVECO  
CURSOR 350-  
PDE90  
Ref.N.2


## 90-100 BOSCH – VOLVO – IVECO – SCANIA, etc. SPARE PARTS LIST.



Ref.	P/N	Description	Note
N.1		Nozzle	
N.2	<b>EUI101</b>	External O'Ring	Volvo-John Deere
N.2	<b>PDE311</b>	Injector body O'Ring Kit	Scania
N.2	<b>PDE32</b>	Injector Body O'Ring Kit	Iveco Cursor 350-PDE90 Type
N.2	<b>PDE100</b>	Injector Body O'Ring Kit	Iveco Cursor 430—Iveco Strallis Type
N.3	<b>EUI10</b>	Spring	
N.4	<b>PDE132</b>	Pressure Spindle	
N.5		Intermediate Plate	
N.6		Tappet O'Ring	
N.7*	<b>EUI14</b>	Solenoid	
N.8		Nozzle Nut	
N.9*		Tappet	
N.10	<b>EUI17</b>	Solenoid Kit	
N.10	<b>PDE19</b>	PDE100 Scania Solenoid kit with OR PLD140 NT	
N.11	<b>CR850</b>	Shim	<b>KIT</b>
N.12	<b>PDE140</b>	Solenoid regulator kit	<b>See foot Note Old Type</b>
N.12	<b>PDE140N</b>	Solenoid Regulation Caps Kit	<b>See foot Note Old Type</b>
N.13	<b>PDE10</b>	Solenoid Regulator Kit	
N.14	<b>PDE11</b>	Solenoid Regulator O'Ring	Old Type
	<b>PDE12</b>	Solenoid Regulator O'Ring	New Type
N.15	<b>SOL100</b>	Adjustable Armature Solenoid Kit	Kit consist of : n.01 adjustable Armature <b>P.N. SOL100-A</b> , n.1 solenoid lock screw <b>P.N. PDE10</b> , 1 shim <b>P.N. CMR82-140</b> and n.01 shim <b>P.N. CMR82142</b> . Other shim sizes are available in <b>CMR8200/IMA</b> kit or in 10 Pz per size bags.
N.16	<b>PDE33</b>	control-valve Piston	Packages 12 pieces

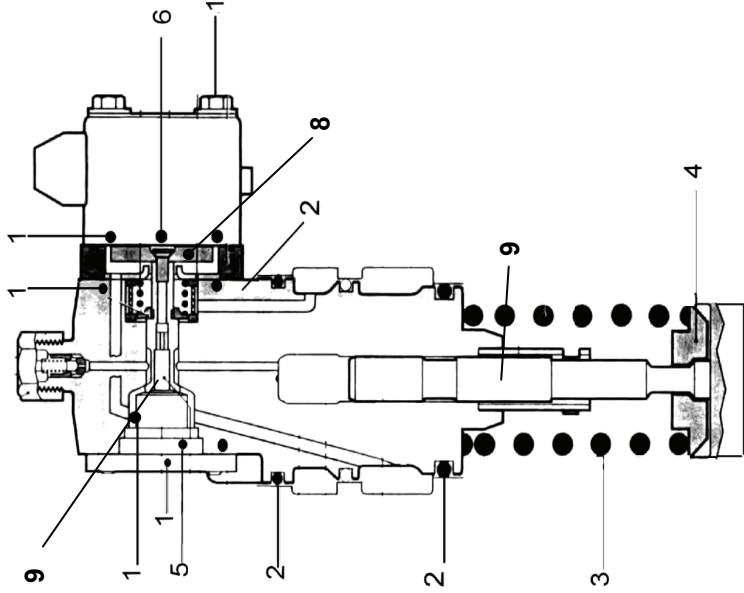


**PDE100 BOSCH INTERNAL SOLENOID**  
(0 414 703 004- 073801159D -504132378 IVECO STRALIS TYPE)




Ref.	P.N.	Description	Note
N.1	PDE23	Seger	
N.2	PDE22	Element Striker Pin	
N.3	PDE21	Element Pasted Plate	
N.4	CR850	Shim Kit	
N.5	PDE132	Pressure Spindle	
N.6		Intermediate Plate	
N.7	PDE101	Injector Body O'Ring Kit	
N.8	PDE24	Solenoid Connector	
N.9	PDE25	Solenoid O'Ring	


**PLD 100 -110 "B" TYPE SPARE PARTS LIST RENAULT MACK-KHD**



PUMP	TYPE	APPLICATION
PLDB110	B	RENAULT MACK-DAF-KHD
PLDB112	B	DAF



**SOL101**  
Ref.N.1



**PLDB110**  
Ref.N.2



**PLDB112**  
Ref.N.2



MOUNT PDE33 USING A MILLISECOND COMPARATOR AND THE GAUGE-SUPPORT **RL01**



**PDE10**  
Ref.N.7



**PLD90**  
Ref.N.7




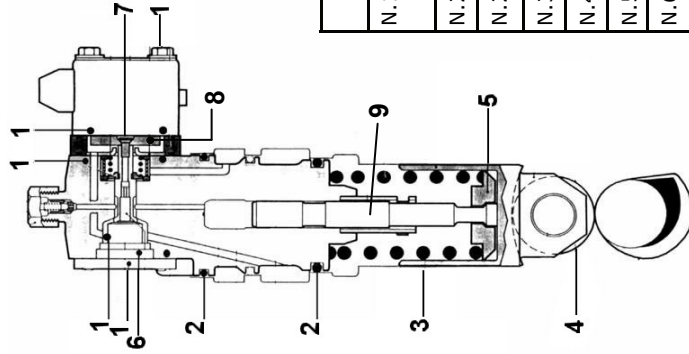


**SOL100-A**  
Ref.N.8



**PDE33**  
Ref.N.9

Ref.	P.N.	Description	Note
N.1	SOL101	Screws and solenoid O'Ring Kit	
N.2	PLDB110	External O'Ring Kit	
	PLDB112	External O'Ring Kit	
N.3		Spring	
N.4		Element Spring Plate	
N.5		End stroke Valve Plate	
N.6	PDE10	Solenoid Retainer Screw	
N.7	PLD90	Solenoid regulator kit: contains 6 of each solenoid regulator for 21 different sizes total 126 pieces	
N.7	PLD90/N	Solenoid regulator kit: contains 6 of each solenoid regulator for 21 different sizes total 126 pieces	Misures : 945-956-957-958-959-960-961-962-963-964-965-966-967-968-969-970-971-972-973-974-975
N.8	SOL100	Adjustable Armature Solenoid Kit	Kit consist of: n.01 adjustable Armature <b>P.N. SOL100-A</b> , N.1 solenoid lock screw <b>P.N. PDE10</b> , 1 shim <b>P.N. CMR82140</b> e uno spessore <b>Cod. CMR82142</b> . Other shim sizes are available in <b>CMR8200/IMA</b> kit or in 10 Pz per size bags.
N.9	PDE33	Pistone control-valve	Packages 12 pecces

## PLD100 "C" TYPE - PLD110 "D" TYPE SPARE PARTS LIST- MERCEDES ATEGO - ACTROS


**SOL101**  
Ref.N.1

**PLD100**  
Ref.N.2

**PLD110**  
Ref.N.2


MOUNT PDE33 USING A  
MILLESIMAL COMPARATOR  
AND THE  
GAUGE-SUPPORT **RL01**


**PDE10**  
Ref.N.7

**PLD90**  
Ref.N.7

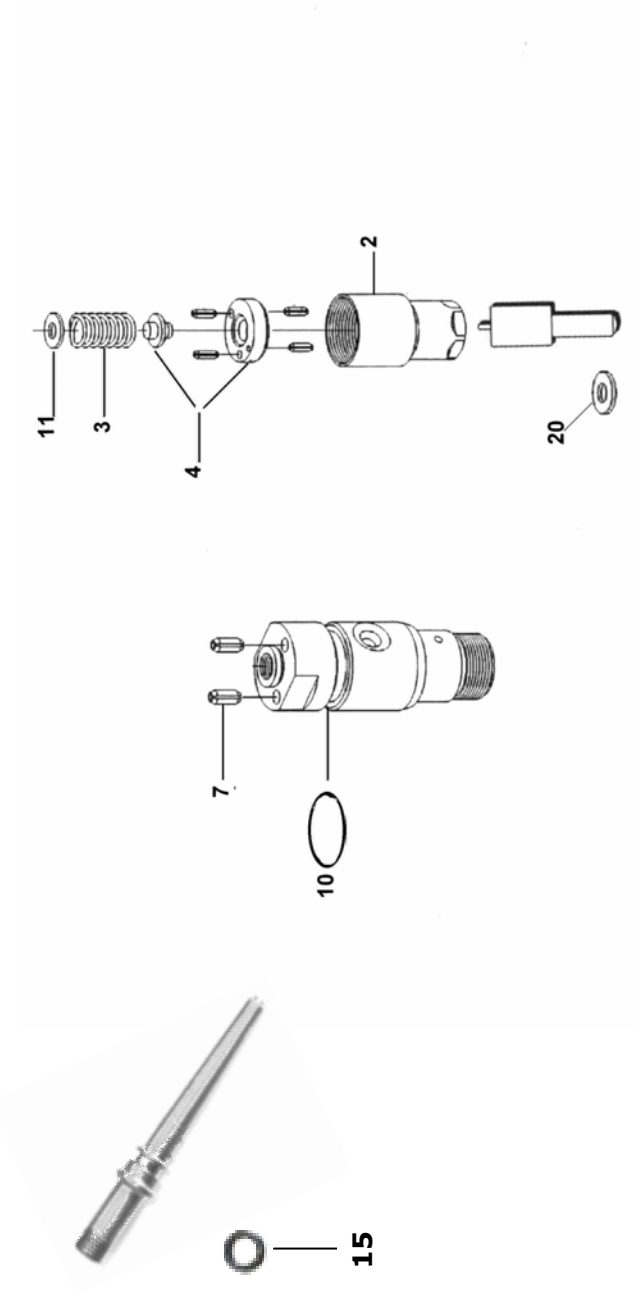
**SOL100-A**  
Ref.N.8

**PDE33**  
Ref.N.9

Ref.	P.N.	Description	Note
N.1	<b>SOL101</b>	Screws and solenoid Kit Mercedes-Actro- Atego	
N.2	<b>PLD100</b>	Atego external O-Ring Kit	
N.2	<b>PLD110</b>	Actros external O-ring Ki spring	
N.3		Spring	
N.4		Tappet	
N.5		Element spring plate	
N.6	<b>PLD90</b>	Solenoid regulator kit: PLD100/110	
N.6	<b>PLD90/N</b>	<b>Solenoid regulator kit: contains 6 of each solenoid regulator for 21 different sizes total 126 pieces</b>	Misures: 945-956-957-958-959-960-961-962-963-964-965-966-967-968-969-970-971-972-973-974-975
N.7	<b>PDE10</b>	Solenoid retainer screw	
N.8	<b>SOL100</b>	Adjustable Armature Solenoid Kit	Kit consist of: n.01 adjustable Armature <b>P.N. SOL100-A</b> , N.1 solenoid lock screw <b>P.N. PDE10</b> , 1 shim <b>P.N. CMR82140</b> e uno spessore <b>Cod. CMR82142</b> . Other sizes are available in <b>CMR8200/IMA</b> kit or in 10 Pz per size bags.
N.9	<b>PDE33</b>	control-valve piston	Packages 12 pieces

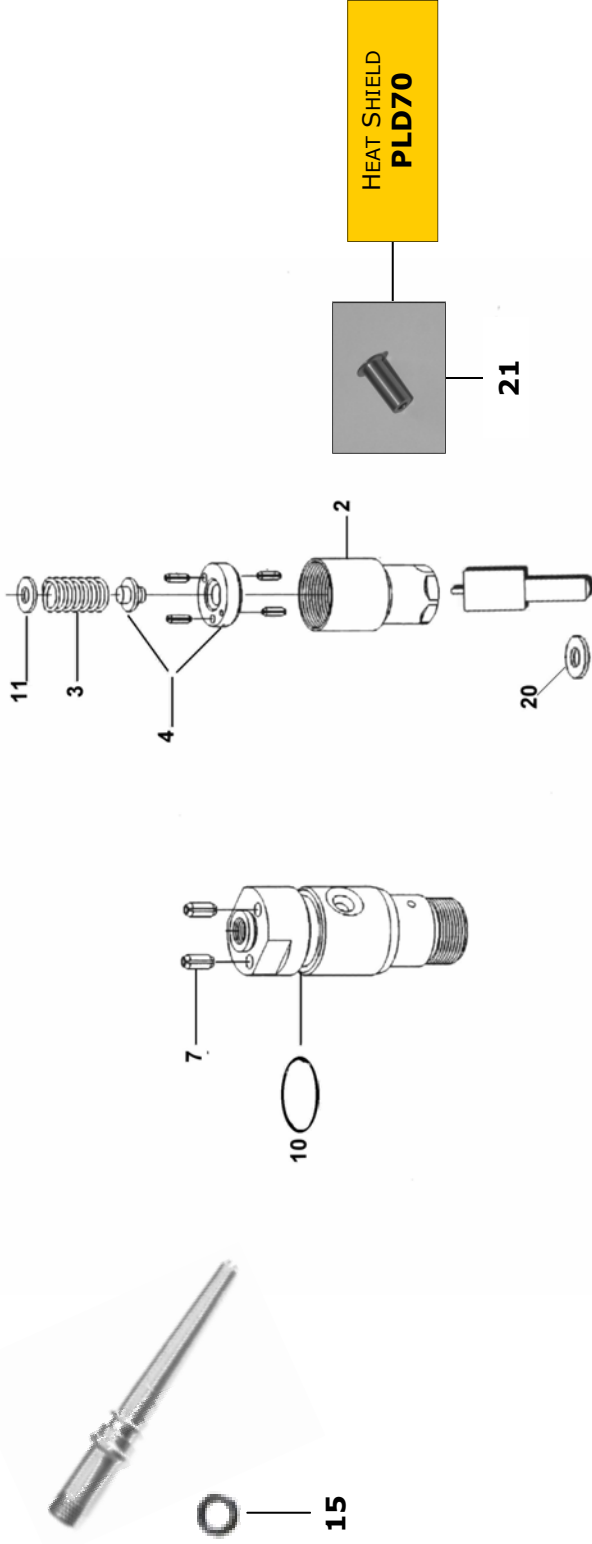
PUMP	TYPE	APPLICATION
<b>PLD100</b>	<b>C</b>	<b>MERCEDES ATEGO</b>
<b>PLD110</b>	<b>D</b>	<b>ACTROS</b>

**MAK-K-DAF-RENAULT INJECTOR**



Ref.	P.N.	Description
N.10	PLDB111	O'Ring Kit Injector (for 8 cylinder)
N.15		

**MERCEDES ACTROS INJECTOR**



Ref.	P/N	Description
N.2	<b>CMR68</b>	Nozzle Nut
N.3	<b>CMR74</b>	Spring
N.4	<b>PDE123</b>	Spring Seat
N.10	<b>CMR75</b>	External O-Ring
N.11	<b>CR850</b>	Shim Kit
N.14		Alignment Pins
N.15	<b>CMR77</b>	In-Let tube O'Ring
N.20	<b>CMR73</b>	Nozzle Washer
N.21	<b>PLD70</b>	Heat Shield

**ADJUSTABLE ARMATURE TO MODIFY QUANTITY OF FUEL P.N.: SOL100\***


MOUNT PDE33 USING A  
MILLESIMAL COMPARATOR AND THE  
GAUGE-SUPPORT **RL01**


**PDE90-100**

**PLD100-110  
Tipo "B"**


**PLD100-110  
Tipo "C"**

**PLD100-110  
Tipo "D"**

**PLD1A/100**

**PDE10**

**FACE**

**BACK**
**CMR82140  
CMR82142  
ECC**


CMR82142 = 1,42 mm  
MORE QUANTITY OF FUEL


CMR82140 = 1,40 mm  
STANDARD AS ORIGIN

\*Kit consist of: n.01 adjustable Armature **P.N.SOL100-A**, n.1 solenoid lock screw **P.N.PDE10**, 1 shim **P.N. CMR82140** and n.01 Shim **P.N. CMR82142**.  
Other shim sizes are available in **Cod.CMR8200/IMA** Kit or in 10 Pz per size bags.

**CONTROL-VALVE PISTON**




MOUNT PDE33 USING A MILLESIMAL COMPARATOR AND THE GAUGE-SUPPORT **RL01**



**P.N.: PDE33 (single groove)**

P.N.	Original size (mm)
* PDE33	6,995

P.N.	Oversizes (mm)
PDE33000	7,000
PDE33005	7,005
PDE33010	7,010
PDE33015	7,015
PDE33020	7,020
PDE33025	7,025
PDE33030	7,030
PDE33035	7,035
PDE33040	7,040
PDE33045	7,045
PDE33050	7,050
PDE33055	7,055
PDE33060	7,060
PDE33065	7,065
PDE33070	7,070



**P.N.: PDE43 (double groove)**

P.N.	Original size (mm)
* PDE43	6,995

P.N.	Oversizes (mm)
PDE43000	7,000
PDE43005	7,005
PDE43010	7,010
PDE43015	7,015
PDE43020	7,020
PDE43025	7,025
PDE43030	7,030
PDE43035	7,035
PDE43040	7,040
PDE43045	7,045
PDE43050	7,050
PDE43055	7,055
PDE43060	7,060
PDE43065	7,065
PDE43070	7,070



**PDE90-100**



**PLD100-110 "B" Type**



**PLD100-110 "C" Type**



**PLD100-110 "D" Type**



**PLD1A/100**


The control-valve piston is the most vulnerable part in the pump-injector unit; it represents the regulating system or fuel dosing valve. The critical point is the conical seat which isolates the fuel flow from the return, so the flow passes to the injector unit thence to the combustion chamber.

The locking seat consists of two parts: the former is movable (the control-valve piston), the latter is fixed (the injector body itself). The 80% of the flow reduction and the starting injection bias (the so-called "BIP" point) is determined by the control-valve piston; the remaining 20% is determined by the body; when you replace the piston, you can restore the remaining 20% by adjusting the clearance with the Gauge-support *P.N.RL01*.

The final result will be a device equal to a new one.

\* Pack of twelve (single parts of different size can be ordered).

**SPARE PARTS LIST EUI DELPHI LAND ROVER DISCOVERY**





**EUI DELPHI LAND ROVER DISCOVERY SPARE PARTS LIST**

Ref.	P.N.	Description	Notes
No.1		Damping element	Article on request (see list)
No.2		Damping spring	Article on request (see list)
No.3		Master nozzle	<b>Included in the Kit EUI104</b>
No.4		Calibration Shim	<b>Included in the Kit EUI104</b>
No.5		Optimiser valve	<b>Included in the Kit EUI104</b>
No.6		Optimiser valve spring	<b>Included in the Kit EUI104</b>
No.7		Optimiser valve spring seat	<b>Included in the Kit EUI104</b>
No.8		Spring 1st stage	<b>Included in the Kit EUI104</b>
No.9		Spring 2nd stage	<b>Included in the Kit EUI104</b>
No.10		Plug valve	<b>Included in the Kit EUI104</b>
No.11		Shim 1st stage	<b>Included in the Kit EUI104</b>
No.12		Shim 2nd stage	<b>Included in the Kit EUI104</b>
No.13		Spindle 2nd stage	<b>Included in the Kit EUI104</b>
No.14		Spindle 1st+2nd stages	<b>Included in the Kit EUI104</b>
No.15		Intermediate plate	<b>Included in the Kit EUI104</b>
No.16		Nozzle	<b>Included in the Kit EUI104</b>
No.17		Nozzle nut	<b>Included in the Kit EUI104</b>
No.18	<b>EUI25</b>	Injector base	
No.19	<b>EUI24</b>	O'Ring injector body	
No.20		Solenoid group	Article on request (see list)
No.21		Solenoid screws	Article on request (see list)
No.22		Solenoid O'Ring	Article on request (see list)
No.23	<b>EUI104</b>	Complete nozzle group	<b>The group code can vary according to the type of pump (see list)</b>

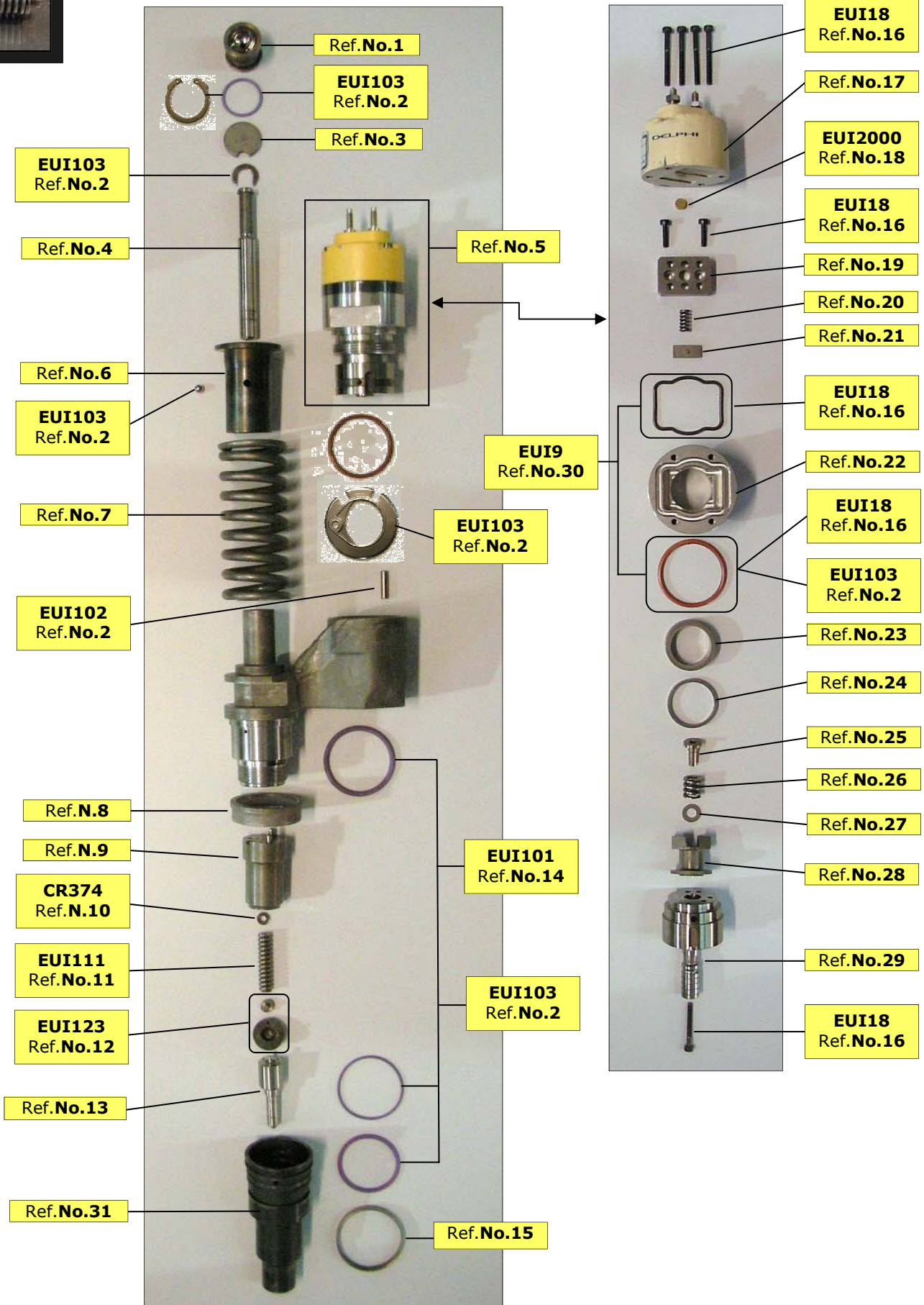
**EUI DELPHI LAND ROVER SPARE PARTS LIST**

Injector Code (*)	Factory Code	REF. NO.1	REF. NO.2	REF. NO.3	REF. NO.4	REF. NO.5	REF. NO.6	REF. NO.7	REF. NO.8	REF. NO.9	REF. NO.10	REF. NO.11	REF. NO.12	REF. NO.13	REF. NO.14	REF. NO.15	REF. NO.16 (*)	REF. NO.17	REF. NO.18	REF. NO.19	REF. NO.20	REF. NO.21	REF. NO.22
BEBE2A01001 HRE111		Article on request	Article on request	Included in Kit EUI104	Included in Kit EUI104	Included in Kit EUI104	Included in Kit EUI104	Included in Kit EUI104	Included in Kit EUI104	Included in Kit EUI104	Included in Kit EUI104	Included in Kit EUI104	Included in Kit EUI104	Included in Kit EUI104	Included in Kit EUI104	Included in Kit EUI104	Included in Kit EUI104	Included in Kit EUI104	Article on request	Article on request	Article on request	Article on request	Article on request
BEBE2A00001 BEBE2A00101 HRE110	MSCI00670	Article on request	Article on request	Article on request	Article on request	Article on request	Article on request	Article on request	Article on request	Article on request	Article on request	Article on request	Article on request	Article on request	Article on request	Article on request	Article on request	Article on request	Article on request	Article on request	Article on request	Article on request	Article on request

BEBE2A01001 HRE111		Article on request	Article on request	Article on request	Article on request	Article on request	Article on request	Article on request	Article on request	Article on request	Article on request	Article on request	Article on request	Article on request	Article on request	Article on request	Article on request	Article on request	Article on request	Article on request	Article on request	Article on request	Article on request
BEBE2A00001 BEBE2A00101 HRE110	MSCI00670	Article on request	Article on request	Article on request	Article on request	Article on request	Article on request	Article on request	Article on request	Article on request	Article on request	Article on request	Article on request	Article on request	Article on request	Article on request	Article on request	Article on request	Article on request	Article on request	Article on request	Article on request	Article on request

\*Note: The line drawing indicates the substitution number

**EUI DELPHI A3 SPARE PARTS LIST**



**EUI DELPHI A3 SPARE PARTS LIST**

Ref.	P.N.	DESCRIPTION	Notes
No.1		Tappet	Article on request (see list)
No.2	<b>EUI103</b>	Revision Kit	<b>See Note*</b>
No.3		Thrust Buffer	Article on request (see list)
No.4		Damping element	Article on request (see list)
No.5		Complete solenoid	Article on request (see list)
No.6		Spring guide	Article on request (see list)
No.7		Damping spring	Article on request (see list)
No.8		Spacer ring	Article on request (see list)
No.9		Master nozzle	Article on request (see list)
No.10	<b>CR374</b>	Calibration shims box	
No.11	<b>EUI111</b>	Injection body spring	
No.12	<b>EUI123</b>	Kit intermediate plate and spintle	
No.13		Nozzle	<b>See List</b>
No.14	<b>EUI101</b>	O'Ring for Injection body BH—Delphi Kit (Iveco Cursor 430 -Volvo FH)	
No.15		Spacer ring	Article on request (see list)
No.16	<b>EUI18</b>	Kit Coil screws, armature, servo valve piston and solenoid O'Rings	<b>The Kit includes screws and Shaft seals for No. 6 injection pumps revision</b>
No.17		Coil	Article on request (see list)
No.18	<b>EUI2000</b>	Box solenoid flow rate shims	
No.19		Armature	Article on request (see list)
No.20		Solenoid spring	Article on request (see list)
No.21		Solenoid spring guide	Article on request (see list)
No.22		Servo valve body	Article on request (see list)
No.23		Upper servo valve spacer	Article on request (see list)
No.24		Low servo valve spacer	Article on request (see list)
No.25		Guide screw	Article on request (see list)
No.26		Anti rebound spring	Article on request (see list)
No.27		Anti rebound shim	Article on request (see list)
No.28		Armature support	Article on request (see list)
No.29		Cylinder and servo valve piston	Article on request (see list)
No.30	<b>EUI9</b>	Kit solenoid O'Rings	<b>The Kit includes shaped shaft seal and O'Ring for the body</b>
No.31		Nozzle nut	Article on request (see list)

**\* NOTE: The revision Kit includes:**

- no.3 O'Rings for injector body;
- no.1 O'Ring for solenoid;
- no.1 O'Ring for tappet holder;
- no.1 Seeger tappet;
- no.1 plunger holder;
- no.1 Spring guide retaining ball





























EUI DELPHI A3 SPARE PARTS LIST

Injector Part Number (*)	OE Part Number	REF.N.1	REF.N.2	REF.N.2	REF.N.2	REF.N.2	REF.N.2	REF.N.2	REF.N.2	REF.N.3	REF.N.4	REF.N.5	REF.N.6	REF.N.7	REF.N.8	REF.N.9	REF.N.10	REF.N.11	REF.N.12	REF.N.13 (*) (*)	REF.N.14	REF.N.15	REF.N.31
BEBE4B12001 ----- BEBE4B12004 HRE107	3155040 (FH12-460 Cv)	Item on request	EUI103	EUI103	EUI103	EUI103	EUI103	EUI103	EUI103	Item on request	Item on request	Item on request	Item on request	Item on request	Item on request	Item on request	CR374	EUI111	EUI123	L014PBB ALLA158P4820 ALLA158P4820+ ----- L017PBB ALLA158P5040 ALLA158P5040+	EUI101 EUI103	Item on request	Item on request
BEBE4B01001 HRE103	FH12- 420 Cv	Item on request	EUI103	EUI103	EUI103	EUI103	EUI103	EUI103	EUI103	Item on request	Item on request	Item on request	Item on request	Item on request	Item on request	Item on request	CR374	EUI111	EUI123	L004PBB ALLA158P7154 ALLA158P7154+	EUI101 EUI103	Item on request	Item on request
BEBE4B10001	FH12- 420 Cv	Item on request	EUI103	EUI103	EUI103	EUI103	EUI103	EUI103	EUI103	Item on request	Item on request	Item on request	Item on request	Item on request	Item on request	Item on request	CR374	EUI111	EUI123	L014PBB ALLA158P4820 ALLA158P4820+	EUI101 EUI103	Item on request	Item on request

\*Note: The line drawing indicates the substitution number.

°Note: The symbol "+" on the nozzle code indicates that it is enhanced.

**SOLENOID EUI DELPHI A3 SPARE PARTS LIST**

Injector Code	Factory Code	REF.NO. 16	REF.NO. 16	REF.NO. 16	REF.NO. 16	REF.NO. 17	REF.NO. 18	REF.NO. 19	REF.NO. 20	REF.NO. 21	REF.NO. 22	REF.NO. 23	REF.NO. 24	REF.NO. 25	REF.NO. 26	REF.NO. 27	REF.NO. 28	REF.NO. 29	REF.NO. 29	
BEBE4B12001 HRE107	3155040		EUI18	EUI18	EUI18		EUI18 EUI103 EUI9		EUI18											
		EUI18	EUI18	EUI18	EUI18	Article on request	EUI2000	Article on request	Article on request	Article on request	Article on request	Article on request	Article on request	Article on request	Article on request	Article on request	Article on request	Article on request	Article on request	Article on request
BEBE4B1001 BEBE4B1001 HRE103			EUI18	EUI18	EUI18		EUI18 EUI103 EUI9		EUI18											
		EUI18	EUI18	EUI18	EUI18	Article on request	EUI2000	Article on request	Article on request	Article on request	Article on request	Article on request	Article on request	Article on request	Article on request	Article on request	Article on request	Article on request	Article on request	Article on request

EUI DELPHI LAND ROVER SPARE PARTS LIST

Injector Code (*)	Factory Code	REF. NO.	Image	Description	Article on request
BEBE2A01001 HRE111		REF. NO.1		Article on request	Article on request
		REF. NO.2		Article on request	Article on request
BEBE2A00001 BEBE2A00101 HRE110	MSC100670	REF. NO.3		Included in Kit EUI104	Article on request
		REF. NO.4		Included in Kit EUI104	Article on request
		REF. NO.5		Included in Kit EUI104	Article on request
		REF. NO.6		Included in Kit EUI104	Article on request
		REF. NO.7		Included in Kit EUI104	Article on request
		REF. NO.8		Included in Kit EUI104	Article on request
		REF. NO.9		Included in Kit EUI104	Article on request
		REF. NO.10		Included in Kit EUI104	Article on request
		REF. NO.11		Included in Kit EUI104	Article on request
		REF. NO.12		Included in Kit EUI104	Article on request
		REF. NO.13		Included in Kit EUI104	Article on request
		REF. NO.14		Included in Kit EUI104	Article on request
		REF. NO.15		Included in Kit EUI104	Article on request
		REF. NO.16 (*)		Included in Kit EUI104 L023PBC	L030PBC
		REF. NO.17		Included in Kit EUI104	Article on request
		REF. NO.18		EUI25	EUI25
		REF. NO.19		EUI24	EUI24
		REF. NO.20		Article on request	Article on request
		REF. NO.21 REF. NO.22		Article on request	Article on request

Injector Code (*)	Factory Code	REF. NO.23		EUI104	Article on request
BEBE2A01001 HRE111		REF. NO.22		Article on request	Article on request
BEBE2A00001 BEBE2A00101 HRE110	MSC100670				

\*Note: The line drawing indicates the substitution number

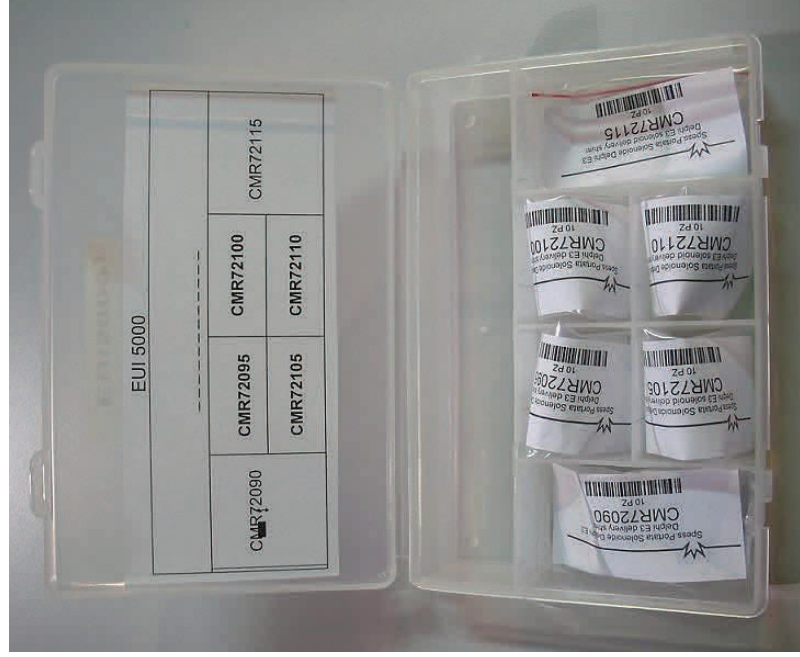
## A3 DELPHI INJECTOR PUMP SOLENOID DELIVERY SHIMS KIT (Volvo FH12 420-460)



EUI2000					
2.24	2.28	2.32	2.36	2.40	
2.26	2.30	2.34	2.38	2.42	
2.44	2.48	2.52	2.56	2.60	
2.46	2.50	2.54	2.58	2.62	
2.64	2.68	2.72	2.76	2.80	
2.66	2.70	2.74	2.78	2.82	
2.84	2.88	2.90	2.92	2.94	
2.86					




SOLENOID CALIBRATION SHIM KIT DELPHI E3 INJECTOR-PUMP (VOLVO TYPE)



EUI 5000

CMR72090	CMR72095	CMR72100	CMR72115
	CMR72105	CMR72110	

**SPARE PARTS LIST EUI DELPHI E1 2 PIN  
WITH INTERNAL SOLENOID (VOLVO FH12 460 CVtype )**



Ref.	P.N.	Description	Notes
No.1	EUI102	O'Ring Kit	
No.2	EUI278	Iintermediate plate and spintle Kit	
No.3	EUI26	Open starting spring	
No.4	CR374	Complete open starting shim kit	
No.5		Screw Kit	Article on Request (see list)
No.6	EUI31	Solenoid spring	
No.7	EUI3000	Flow Solenoid shim kit	
No.8		Superior servo valve body	Article on Request (see list)
No.9		Coils	Article on Request (see list)
N.10		Servo valve	Article on Request (see list)
N.11	EUI29 EUI30	Master nozzle	The P.N. Varies depending on the type of pump
N.12		Nozzle	Article on Request (see list)

SPARE PARTS LIST EUI DELPHI E1 2 PIN WITH SOLENOID ( VOLVO FH12 460 CV Type)

Injector Code	Factory Code	REF.NO.1	REF.NO.1	REF.NO.2	REF.NO.2	REF.NO.3	REF.NO.4	REF.NO.5	REF.NO.6	REF.NO.7	REF.NO.8	REF.NO.9	REF.NO.10	REF.NO.11	REF.NO.12
BEBE4C00001 BEBE4C00101 HRE112	20430583 8113941 5001866295	EUI102	EUI102	EUI278	EUI278	EUI26	CR374	Article on request	EUI31	EUI3000	Article on request	Article on request	Article on request	EUI30	L025PBC L221PBC
BEBE4C01101 HRE113	20440388 8500071	EUI102	EUI102	EUI278	EUI278	EUI26	CR374	Article on request	EUI31	EUI3000	Article on request	Article on request	Article on request	EUI30	L028PBC L222PBC
BEBE4C02001 BEBE4C03001 BEBE4C03101 HRE114	20363748 20500620 85000105 85000190	EUI102	EUI102	EUI278	EUI278	EUI26	CR374	Article on request	EUI31	EUI3000	Article on request	Article on request	Article on request	EUI29	L026PBC L223PBC
BEBE4C02002 BEBE4C02102	20363749 85000106	EUI102	EUI102	EUI278	EUI278	EUI26	CR374	Article on request	EUI31	EUI3000	Article on request	Article on request	Article on request	EUI29	L224PBC
BEBE4C04001 BEBE4C04101	20544186 85000318	EUI102	EUI102	EUI278	EUI278	EUI26	CR374	Article on request	EUI31	EUI3000	Article on request	Article on request	Article on request	EUI29	L037PBC L220PBC
BEBE4C04002 BEBE4C04102	20544184 85000317	EUI102	EUI102	EUI278	EUI278	EUI26	CR374	Article on request	EUI31	EUI3000	Article on request	Article on request	Article on request	EUI29	L039PBC L226PBC
BEBE4C05001	889498	EUI102	EUI102	Article on request	Article on request	Article on request	CR374	Article on request	EUI31	EUI3000	Article on request	Article on request	Article on request	Article on request	L040PBC
BEBE4C05002	3840043	EUI102	EUI102	Article on request	Article on request	Article on request	CR374	Article on request	EUI31	EUI3000	Article on request	Article on request	Article on request	Article on request	L235PBC
BEBE4C06001	3587147	EUI102	EUI102	EUI278	EUI278	EUI26	CR374	Article on request	EUI31	EUI3000	Article on request	Article on request	Article on request	EUI29	L043PBC L231PBC
BEBE4C07001	889481	EUI102	EUI102	EUI278	EUI278	EUI26	CR374	Article on request	EUI31	EUI3000	Article on request	Article on request	Article on request	EUI29	L041PBC L228PBC
BEBE4C08001 HRE115	3829087	EUI102	EUI102	EUI278	EUI278	EUI26	CR374	Article on request	EUI31	EUI3000	Article on request	Article on request	Article on request	EUI29	L042PBC L229PBC
BEBE4C10001	3586247	EUI102	EUI102	EUI278	EUI278	EUI26	CR374	Article on request	EUI31	EUI3000	Article on request	Article on request	Article on request	EUI29	L234PBC
BEBE4C11001	3807717	EUI102	EUI102	Article on request	Article on request	Article on request	CR374	Article on request	EUI31	EUI3000	Article on request	Article on request	Article on request	Article on request	L230PBC

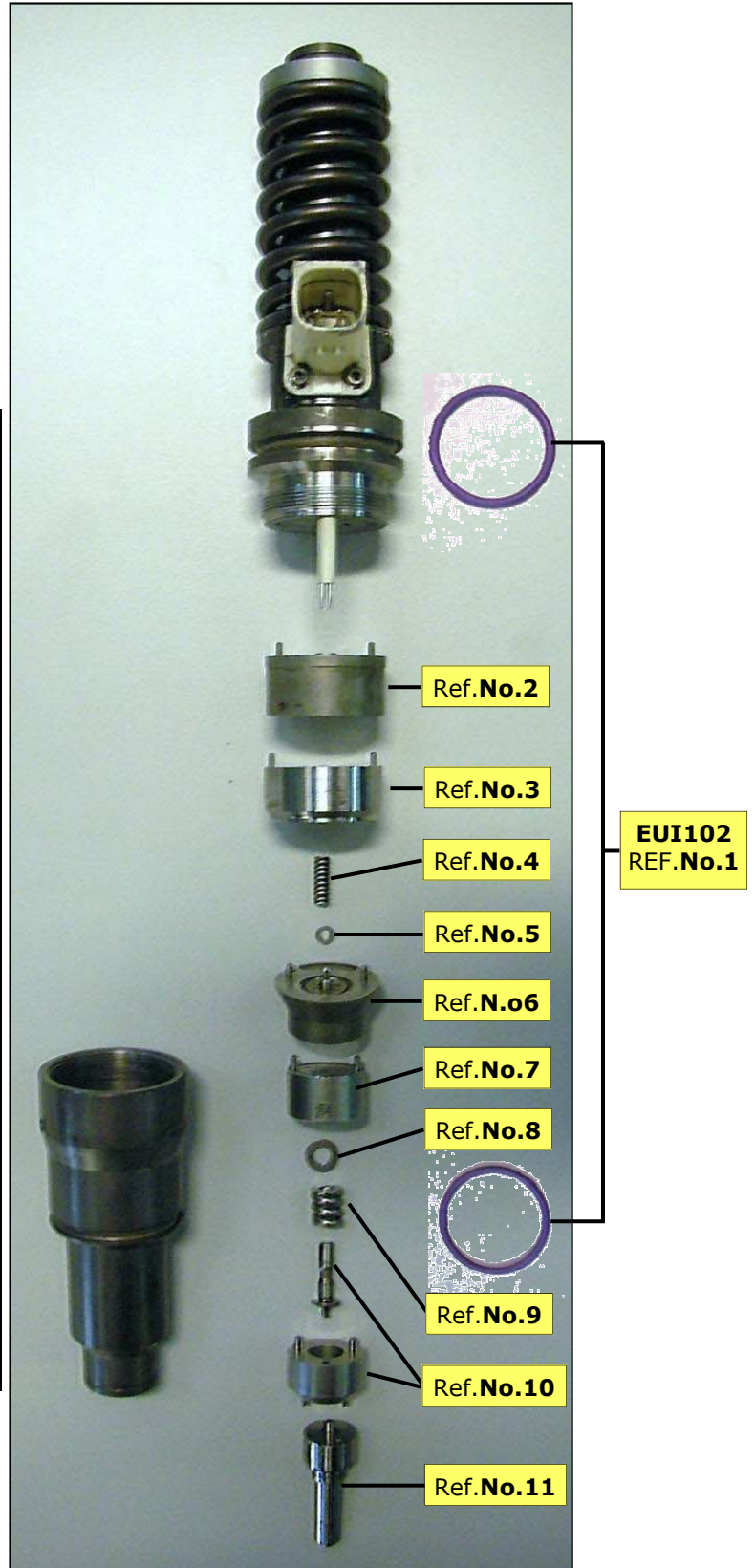
**E1 DELPHI INJECTOR PUMP SOLENOID DELIVERY SHIMS KIT  
(Volvo FH12 420-460Type)**

<b>EUI3000</b>					
0.50	0.53	0.57	0.60		
0.51	0.55	0.58	0.62		
0.64	0.67	0.70	0.74		
0.65	0.69	0.72	0.76		
0.78	0.81	0.84	0.88		
0.79	0.83	0.86	0.89		
0.91	0.95	0.98	1.00		
0.93	0.97				



























**EUI DELPHI E3 4 PIN SPARE PARTS LIST  
WITH INTERNAL SOLENOID (VOLVO TYPE)**



REF.	P.N.	Description	Notes
<b>No.1</b>	<b>EUI102</b>	O'Ring Kit	
<b>No.2</b>		Servovalve no.1 (metering)	Item on request (see list)
<b>No.3</b>		Soleniod	Item on request (see list)
<b>No.4</b>		Solenioide Spring	Item on request (see list)
<b>No.5</b>	<b>EUI5000</b>	Solenoid Delivery Shims Kit	
<b>No.6</b>		Servovalvole no.1 (timing)	Item on request (see list)
<b>No.7</b>		Adapter Master nozzle	Item on request (see list)
<b>No.8</b>	<b>EUI4000</b>	Injector Calibration Shims Kit	
<b>No.9</b>		Open Starting Spring	Item on request (see list)
<b>No.10</b>		Intermediate plate and pressure pintle Kit	Item on request (see list)
<b>No.11</b>		Nozzle	Item on request (see list)

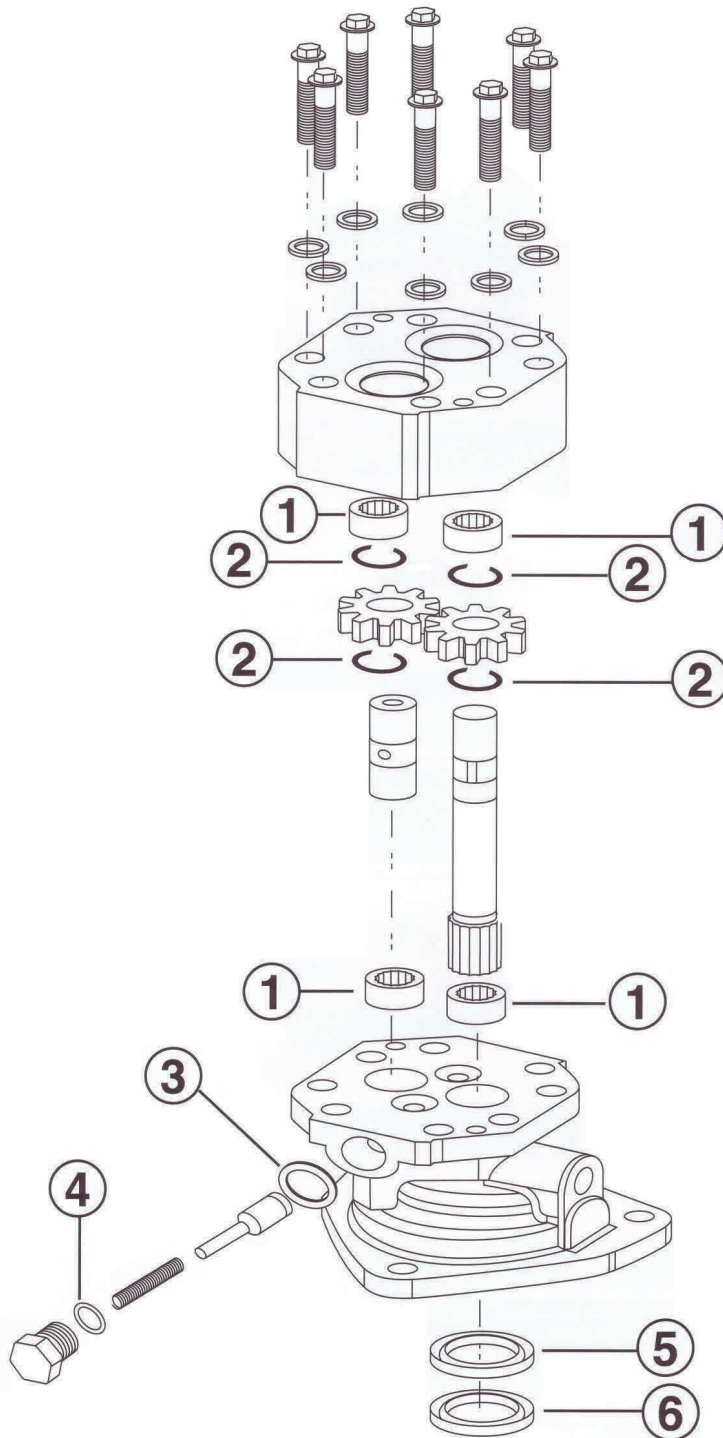


**SPARE PARTS LIST EUI EUI DELPHI E3 4 PIN WITH SOLENOID ( VOLVOTYPE)**

Injector Part Number	OE Part Number	REF.N.1	REF.N.1	REF.N.2	REF.N.3	REF.N.4	REF.N.5	REF.N.6	REF.N.7	REF.N.8	REF.N.9	REF.N.10	REF.N.10	REF.N.10	REF.N.11												
BEBE4D04001	20555521 5001867218	 REF.N.1	EUI102	 REF.N.1	EUI102	 REF.N.2	Item on Request	 REF.N.3	Item on Request	 REF.N.4	Item on Request	 REF.N.5	Item on Request	 REF.N.6	Item on Request	 REF.N.7	Articolo su richiesta	 REF.N.8	EUI4000	 REF.N.9	Item on Request	 REF.N.10	Item on Request	 REF.N.10	Item on Request	 REF.N.11	L025PBC L221PBC
BEBE4D08002	20584346 85000498	 REF.N.1	EUI102	 REF.N.1	EUI102	 REF.N.2	Item on Request	 REF.N.3	Item on Request	 REF.N.4	Item on Request	 REF.N.5	Item on Request	 REF.N.6	Item on Request	 REF.N.7	Articolo su richiesta	 REF.N.8	EUI4000	 REF.N.9	Item on Request	 REF.N.10	Item on Request	 REF.N.10	Item on Request	 REF.N.11	L215PBC

<b>PICTURE</b>	<b>APPLICATION</b>	<b>PART. No</b>
	ALL C.R. -MERCEDES- ACTROS-ATEGO BMW-320- 330-520-530-730 FIAT MULTIJET - IVECO - VOLVO - VM - MAN - SAAB  h 1,50 mm	<b>CMR73</b>
	PDE80-VW	<b>PDE802</b>
	LAND ROVER-DISCOVERY	<b>EUI25</b>

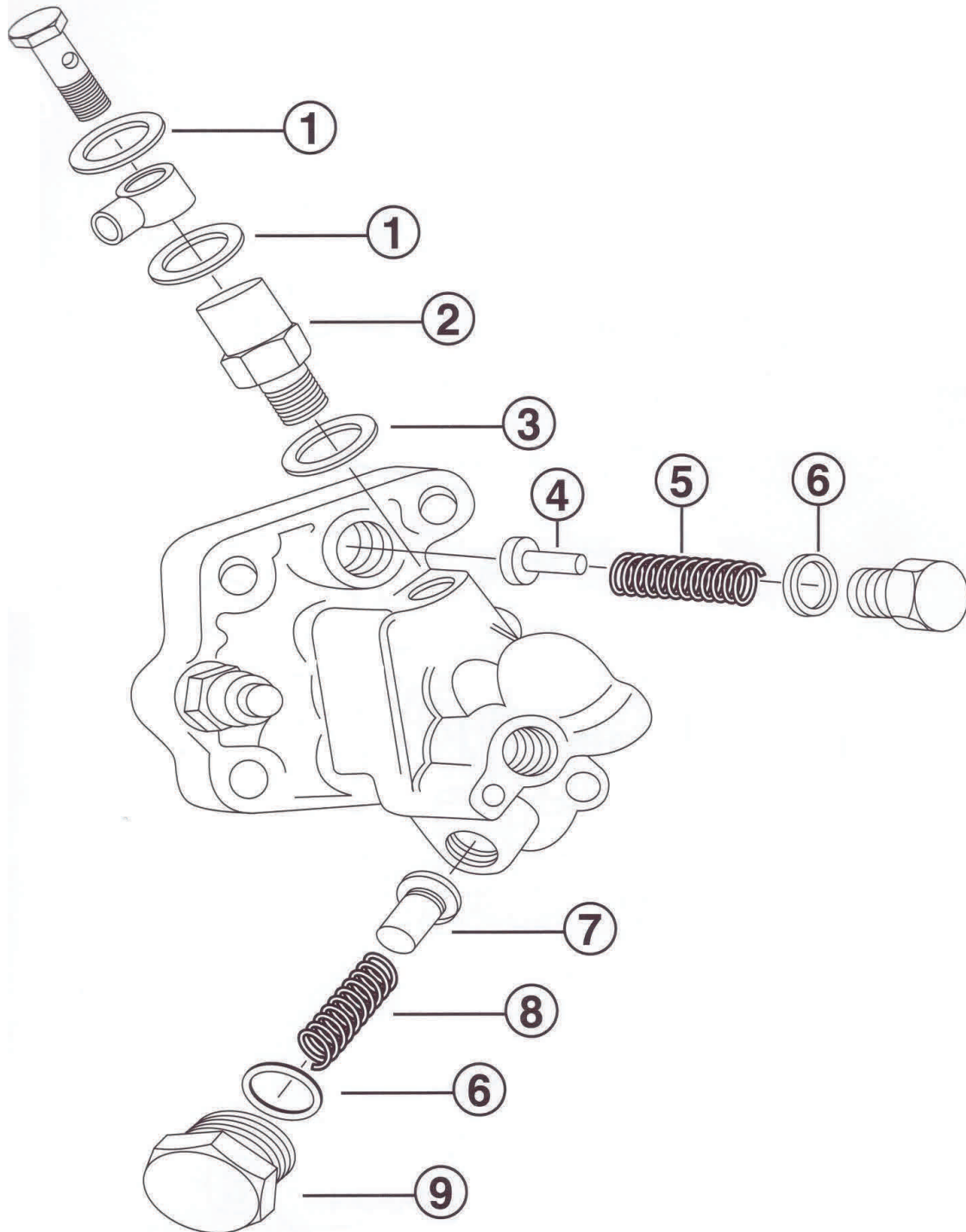
**MBB 1938 FEED PUMP SPARE PARTS LIST**



Ref.	P.N.	Description	Note
N.1		Guide bushing (n.4 pcs)	
N.2		Seger (n.4 pcs)	
N.3		Flat Seal Ring	
N.4		Flat Seal Ring	
N.5		Oil Seal	
N.6		Oil Seal	

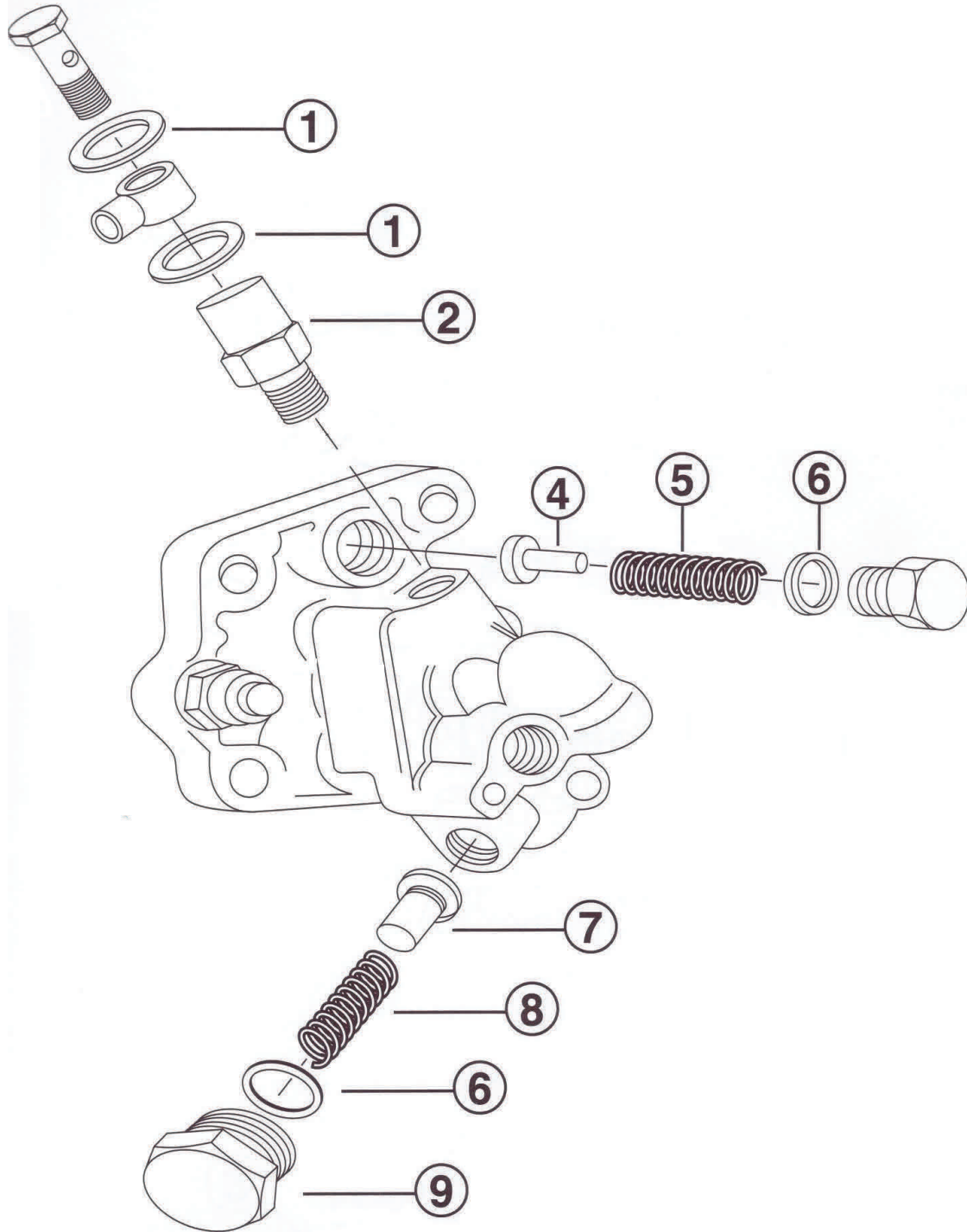


**VOLVO FH12 FEED PUMP SPARE PARTS LIST**



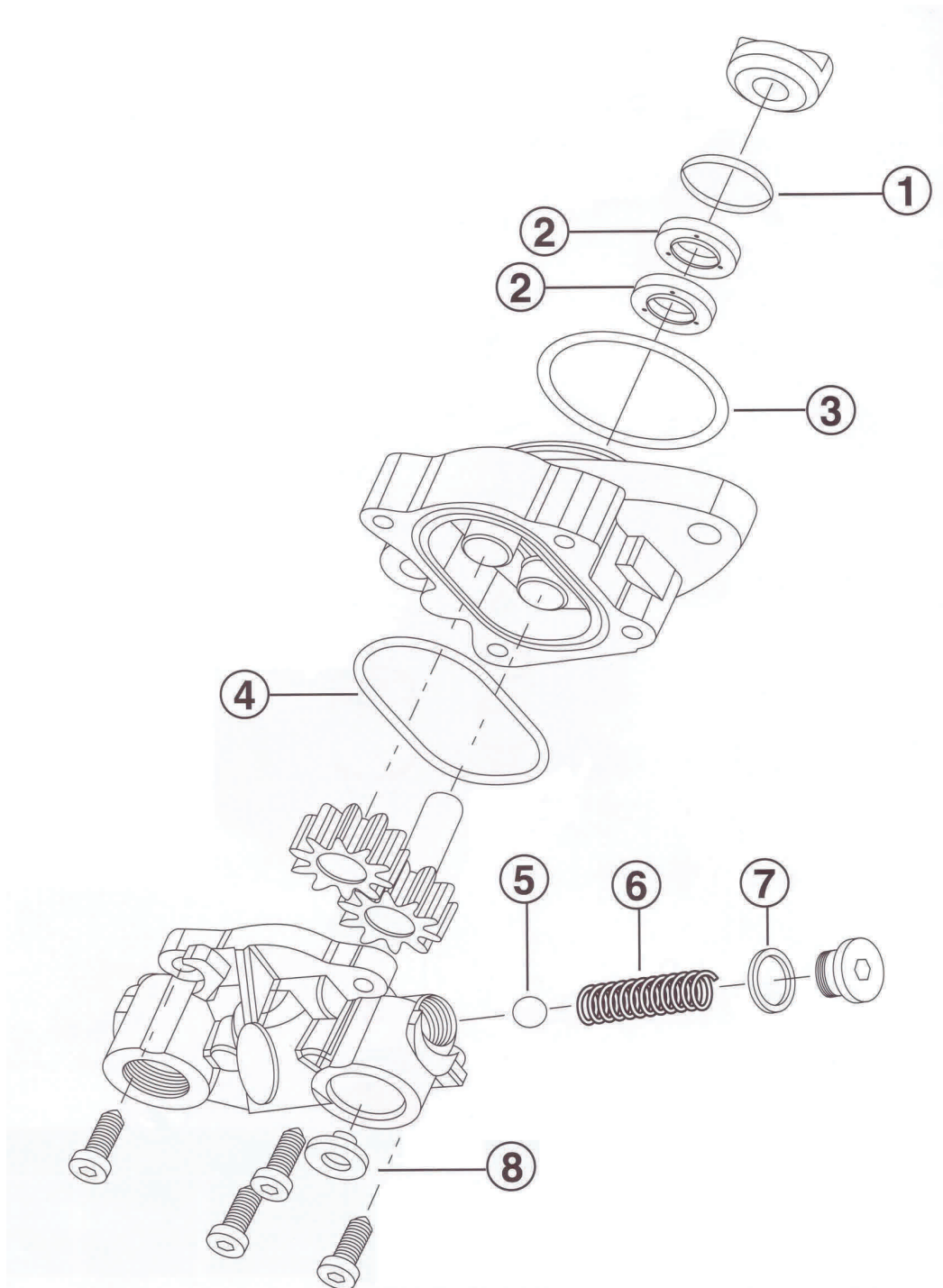
<b>MODEL 1</b>			
<b>Ref.</b>	<b>P.N.</b>	<b>Description</b>	<b>Note</b>
<b>N.1</b>		<b>Gasket (n.2 pcs)</b>	
<b>N.2</b>		<b>Over Flow Valve</b>	
<b>N.3</b>		<b>Gasket</b>	
<b>N.4</b>		<b>Valve Body</b>	
<b>N.5</b>		<b>Spring Valve</b>	
<b>N.6</b>		<b>Gasket (n.2 pcs)</b>	
<b>N.7</b>		<b>Valve Body</b>	
<b>N.8</b>		<b>Spring Valve</b>	
<b>N.9</b>		<b>Cup Nut</b>	

**VOLVO FH12 FEED PUMP SPARE PARTS LIST**



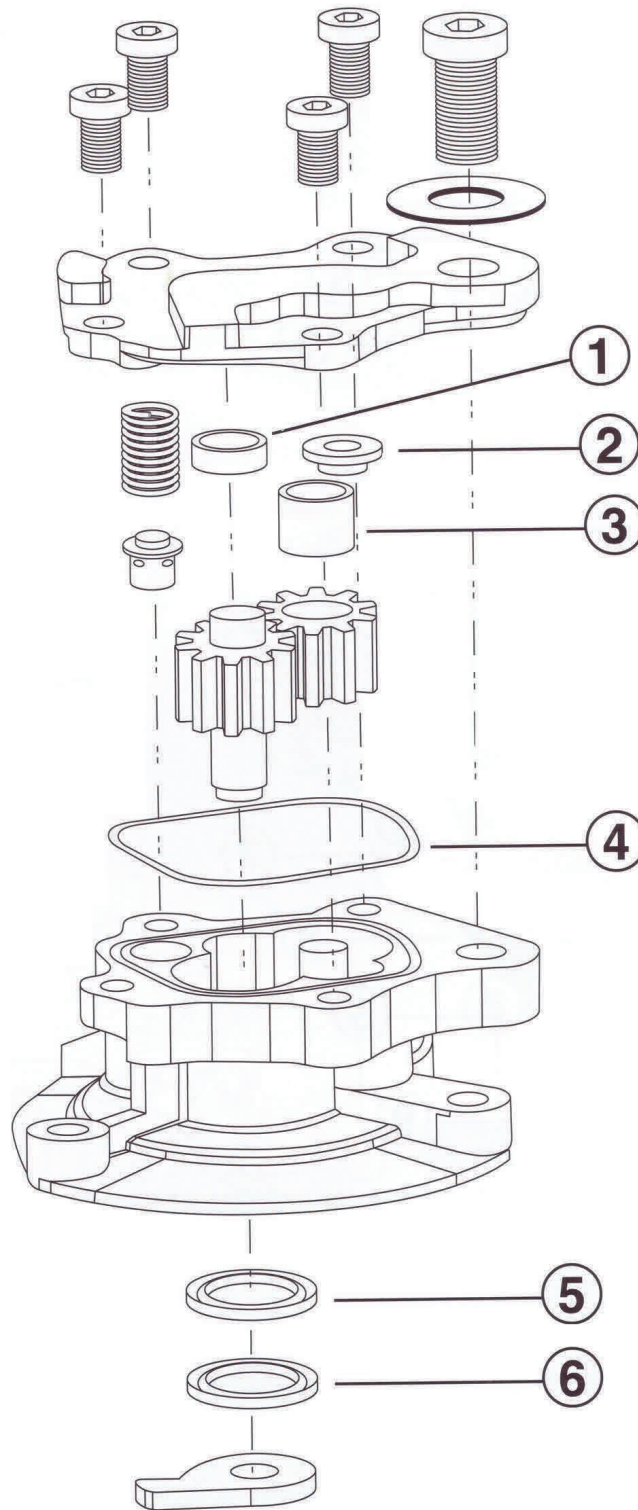
<b>MODEL 2</b>			
<b>Ref.</b>	<b>P.N.</b>	<b>Description</b>	<b>Note</b>
<b>N.1</b>		<b>Gasket (n.3 pcs)</b>	
<b>N.2</b>		<b>Overflow Valve</b>	
<b>N.4</b>		<b>Valve Body</b>	
<b>N.5</b>		<b>Spring Valve</b>	
<b>N.6</b>		<b>Gasket (n.2 pcs)</b>	
<b>N.7</b>		<b>Valve Body</b>	
<b>N.8</b>		<b>Spring Valve</b>	
<b>N.9</b>		<b>Cup Nut</b>	

**UIS SCANIA FEED PUMP SPARE PARTS LIST**



Ref.	P.N.	Description	Note
N.1		Housing	
N.2		Shaft Sealing Ring (n.2 pcs)	
N.3		O'Ring	
N.4		O'Ring	
N.5		Sphere Valve	
N.6		Valve Spring	
N.7		Gasket	
N.8		Overflow Valve	

**MBB OM 904/906/924/926 FEED PUMP SPARE PARTS LIST**




Ref.	P.N.	Description	Note
N.1		Guide Bushing	
N.2		Delivery Valve	
N.3		Guide Bushing	
N.4		Feed Pump Gasket	
N.5		Oil Seal	
N.6		Oil Seal	

**EUP INJECTOR SPARE PARTS LIST DAF 1661060 (XF/CF-PACCAR) TYPE**




Gasket Kit  
**EUP100**

**EUP PUMP SPARE PARTS LIST DAF 1668325 Type (XF/CF-PACCAR)**




Gasket Kit  
**EUP101**

CATERPILLAR UNIT-INJECTOR CATERPILLAR 3406E SERIES SPARE PARTS LIST



Gasket Kit  
**EUI106**

**CATERPILLAR UNIT-INJECTOR SPARE PARTS LIST 3500E SERIES**



Gasket Kit  
**EUI107**



**CUMMINS CELECT TIPO N14 INJECTOR PUMP SPARE PARTS LIST**



Repair Kit  
**EUI112**



Filter  
**EUI125**

**CUMMINS CELECT UNIT-INJECTOR SPARE PARTS LIST L10-M11 TYPE**



Gasket Kit  
**EUI113**

**LISTA RICAMBI POMPA-INIETTORE CATERPILLAR SERIE 3406E  
MONTATO SU PERKINS TIPO 211-3026**




Kit riparazione  
**EUI114**



Molla  
**EUI127**



CATERPILLAR 3176C - C10 SERIES— UNIT INJECTOR SPARE PARTS LIST




Internal Solenoid  
Gasket Kit  
**EUI115**

**C7 CATERPILLAR INJECTOR SPARE PARTS LIST**



External O'Ring  
Kits  
**EUI 117**




Internal O'Ring Kit  
**EUI 121**


**C9 CATERPILLAR INJECTOR SPARE PARTS LIST**




Internal O'Ring Kit  
Complete with  
Screws  
**EUI118**



External O'Ring Kit  
**EUI119**



Internal O'Ring Kit  
**EUI120**



**CUMMINS-SCANIA HPI SYSTEM 0197324 / 1473430-134 / 6374465 TYPE INJECTOR-PUMP  
SPARE PARTS LIST**



Repair Kit  
**HPI100**



Repair Kit  
**HPI101**

**VOLVO-RENAULT PFM1C PUMP SPARE PARTS LIST 0 414 693 001-006 TYPE**




O'Ring Body  
**PFM24**



**CATERPILLAR PUMP KIT C4/C6 4-6 CYLINDER ENGINE (291-5919 TYPE)**




Repair Kit  
**CMR903**









Solenoid + O'Ring  
**CMR904**



**CATERPILLAR SPARE PARTS LIST  
ACERT C6.6 ENGINE (6 CYLINDERS)**



Valve Group  
**CMR576**

<b>Picture</b>	<b>Part Number</b>	<b>Application</b>
	<b>CMR161</b>	<b>Injector Nozzle "P" Size</b>
	<b>CMR162</b>	<b>Injector Nozzle "S" size</b>
	<b>CMR163</b>	<b>Injector Nozzle "P" Size</b>
	<b>CMR164</b>	<b>Ø14 F. Union for Common-Rail Pump Ø10 to Ø14 Union M. for Common-Rail Pump Leak Off Connector for Common-Rail Injector</b>
	<b>CMR165</b>	<b>Ø12 F.Union for Common-Rail Pump Ø8 to Ø12 M. Union for Common-Rail Pump</b>
	<b>CMR166</b>	<b>Inlet Union from Ø5 to Ø10 for Common-Rail Pump</b>

**CD2000-E:** FOR COMMON-RAIL CARS WITH  
BH-DELPHI-SIEMENS-DENSO-IVECO-TECTOR

**CD2000-E/24:** COMMON-RAIL TRUCKS  
RENAULT PREMIUM

**V-TRONIC:** FOR CARS WITH VE-EDC-EPIC  
SYSTEMS-CARS WITH IN LINE PUMPS

**A-TRONIC:** FOR TRUCKS WITH ELECTRONIC  
IN LINE PUMPS

**CD2000-P:** FOR VOLKSWAGEN WITH UNIT  
INJECTOR SYSTEM



**Correttore di portata**  
**La potenza a portata di mano**


Centralina aggiuntiva per motori Diesel a controllo elettronico  
per auto e veicoli industriali

Incremento di potenza fino al 30%  
Non altera i parametri di  
centralina originale  
Riduce i consumi  
Commutazione della  
potenza da originale  
media e massima  
Riutilizzabile quando ca  
auto

Programmabile tramite  
console a 10 BIT

Software Program  
POWER BOOSTERS

## Over-Boost



Out-let (waste-gate) →

“ Mac 1 ”



← Register Screw

P.N.: CR1384

Turbocharger pressure is adjustable by a screw on the Over-Boost.

Pressure is available earlier than without the Over-Boost, allowing a more rapid acceleration without increasing original pressure.

“Mac 2 ”





P.N.: CR1385E

Overboost Kit enhances response times and over power supply pressure on electronically controlled injection systems where the wastegate valve is supplied by a vacuum electromagnetic actuator. The kit consists of a vacuum regulator valve screwed up between the main and the wastegate vacuums (set by the factory; modify only if overpower supply values are too high). A turbo pressure emulator P.N. EP1 is connected to the system pressure sensor; it limits the reading, allows a boost not detected by ECU and determines an overpressure defect.

**TURBO PRESSURE EMULATOR EP1 VERSION****P.N.: EP1**

The EP1 turbo pressure emulator allows an electronically controlled system, equipped with 5 V cc pressure sensor, to work at above nominal pressure levels avoiding error code generation.

Picture	Description	Application	Part Number
	Sensor pressure kit diam. 15-16 mm	Bus Trucks - Scania	<b>CRTB1</b>
	Sensor pressure kit diam. 17 - 18 mm Sensor cable short	Actros - VW - Audi	<b>CRTB2</b>
	Sensor pressure kit diam. 17 - 18 mm Sensor cable long	VW - Audi	<b>CRTB3</b>
	Sensor pressure kit diam. 12 - 12,5 mm 4 Pin	VW - Seat - Audi - Fiat - Iveco - Lancia 1900 engine- 150 HP	<b>CRTB4</b>

<b>Picture</b>	<b>Description</b>	<b>Application</b>	<b>Part Number</b>
	Sensor pressure kit Diam. 6,5 mm	Mercedes Sprinter - BMW	<b>CRTB5</b>
	Sensor pressure kit Diam. 12 - 12,5 mm 3 PIN	Iveco - Fiat - Lancia - Alfa - Opel	<b>CRTB67</b>



---

**STARTING MODULE**

---

**AUDI / BMW- HOT STARTING MODULE P.N.:906**

This module allows the starting of cars with electronic control system where glow plug time of working and intensity is determined by engine temperature provided by electronic control unit; the module simulate during starting a lower temperature ( -10 C°.....Ø), so extend and intensify glow plug work and fuel enrichment.

**OPEL WITH VP- COLD STARTING MODULE P.N.: CR00VP**

For opel with VP pump with starting problem at cold engine.

**TEFLON OIL - 125 ML BOTTLE**






**No.: TEF-150**

Synthetic oil specially indicated for precision mechanics parts lubrication.

**INJECTION RECTIFIER- ADDITIVE -****1 LT bottle****P.N.: CR7000****200 ML bottle****P.N.: CR7000/20**

Special formula for diesel and fuel injection systems cleaning.  
No damage for O-ring and electronic components

**TUBE**

PICTURE	DESCRIPTION	PART NUMBER
	Ø8 TUBE	CR0975.25
	Ø10 TUBE	CR0975.26
	Ø3 TUBE (FOR INJECTOR BACK LEAK TEST)	CR0975.46

**CATALYZER FOR FIAT/LANCIA 1.3 MULTIJET**

<b>APPLICATION</b>	<b>MODEL</b>	<b>YEAR</b>
FIAT	GRANDE PUNTO 1.3 MULTIJET	2008 -
FIAT	500 1.3 MULTIJET	2007 -
FIAT	FIORINO 1.3 MULTIJET	
FIAT	PUNTO EVO 1.3 MULTIJET	2009 -
LANCIA	YPSILON 1.3 MULTIJET	2003 -